



ANNUAL STATEMENT

OF

CITYPLANS, INCORPORATED

*3/F Floor Cityland Condo 10
Tower 2 H.V. Dela Costa St.,
Salcedo Village, Makati City*

Submitted to the

INSURANCE COMMISSION

Manila, Philippines

For the Year Ended
DECEMBER 31, 2021

PRE-NEED

ANNUAL STATEMENT for the Year Ended December 31, 2021 of

CITYPLANS, INCORPORATED

Table of Contents

Pages			
1	COMPANY INFORMATION		
	EXHIBITS:		
2	1	Balance Sheet	
3	2	Income Statement	
4	3	Summary of Monthly Deposits to the Trust Fund - Per Trustee, Per Plan	
5	4	Summary of Monthly Withdrawals from the Trust Fund - Per Trustee, Per Plan	
6	5	Summary of Monthly Sales	
7	6	Seriatim List of In-force Policies	
8	7	List of Availing Plans for the Succeeding Year	
9	8	List of Claims / Benefits Filed	
	SCHEDULES:		
10	1	Investments in Trust Funds	
11	2	Insurance Premium Fund (IPF)	
	3	Corporate Assets	
12	3-1	Corporate Assets - Government Securities	
13	3-2	Corporate Assets - Cash on Hand and in Banks	
14	3-3	Corporate Assets - Mutual Funds/UITF	
15	3-4	Corporate Assets - Short Term Investments	
16	3-5	Corporate Assets - Corporate Bonds	
17	3-6	Corporate Assets - Mortgage Loans	
18	3-7	Corporate Assets - Planholders' Loans	
19	3-8	Corporate Assets - Stocks	
20	3-9	Corporate Assets - Real Estate	
21	3-10	Corporate Assets - Other Investment	
22	3-11	Corporate Assets - Accrued Investment Income	
23	3-12	Corporate Assets - Accounts/Notes Receivable	
24	3-13	Corporate Assets - Property and Equipment	
25	3-14	Corporate Assets - Inventories	
26	3-15	Corporate Assets - Other Assets	
27	4	Insurance Premium Reserve	
28	5	Other Reserves	
29	6	Planholders' Benefits Payable	
30	7	Planholders' Deposits	
31	8	Counselors' Bond Reserves	
32	9	Accounts / Notes Payable	
33	10	Taxes Payable	
34	11	Accrued Expenses	
35	12	Other Liabilities	
36	13	Stockholders' Equity Account	
37	APPENDIX: Summary of Invested Assets		
38	CERTIFICATION, NOTARIZED AND SEALED		

Date of Filing: May 27, 2022

Company Representative/Contact No.: RUDY GO / 8893-6060 LOCAL 231

IC Representative/Examiner

**ANNUAL STATEMENT for the Year Ended December 31, 2021 of
CITYPLANS, INCORPORATED**

License Number: PN-2022-04-R	Date of Issue: January 1, 2022
SEC Registration Number: 156675	Date of Issue: October 27, 1988
Date of Incorporation: October 27, 1988	Commenced Business on: September 17, 1990
Tax Identification Number: 000-527-090-000	
Home Office Address: 3/F Cityland Condo.10 Tower 2, 154 H.V. Dela Costa St., Salcedo Village, Makati City	
Telephone Number: 8819-1111 / 8893-6060 loc. 327	FAX Number: 8892-8656 / 8813-1832
Email Address: cityplans_inc@yahoo.com	Website: www.cityplansinc.com

MEMBERS OF THE BOARD, OFFICERS AND EMPLOYEES

Position	Name	Nationality	Terms of Office	
			From	To
Chairman	Dr. Andrew I. Liuson	Filipino	2007	March 2022
	Josef C. Gohoc	Filipino	March 2022	Present
Vice-Chairman	None			
Members	Jefferson C. Roxas	Filipino	March 2022	Present
	Grace C. Liuson	Filipino	1988	March 2022
	Helen C. Roxas	Filipino	1988	March 2022
	Joel C. Gohoc	Filipino	March 2022	Present
	Emma A. Choa	Filipino	March 2022	Present
	Independent Directors:			
	Mr. Wilfred S. Tiu	Filipino	2010	Present
	Mr. Peter S. Dee	Filipino	1991	March 2022
	Ms. Ma. Victoria S. De Guzman	Filipino	March 2022	Present
President	Mr. Stephen C. Roxas	Filipino	1988	March 2022
	Mr. Jefferson C. Roxas	Filipino	March 2022	Present
Vice-President	Mrs. Grace C. Liuson	Filipino	1988	March 2022
	Mr. Joel C. Gohoc	Filipino	March 2022	Present
Secretary	Mrs. Jocelyn C. De Asis	Filipino	2013	Present
Treasurer	Mrs. Grace C. Liuson	Filipino	1988	March 2022
	Mr. Joel C. Gohoc	Filipino	March 2022	Present
General Manager				
Actuary	Actuarial Advisers Inc.	Filipino	2015	Present
Department Heads:				
Underwriting)			
Sales)			
Investments	Mrs. Evelyn P. Brimon	Filipino	1990	Jan 2022
	Mrs. Therese Raimunda A. Anoo	Filipino	Jan 2022	Present
Administration)			
Claims)			
Chief Accountant	Mr. Rudy Go	Filipino	2015	Present
Internal Auditor	Mrs. Dorothy Uy So	Filipino	1988	Present
External Auditor	SGV & Co.	Filipino	1988	Present
Compliance Officers:				
	Mr. Rudy Go	Filipino	2015	Present
Trustees:				
	Philippine National Bank	Pension	1271P-031265-045418	
	Union Bank of the Philippines	Pension	PH 1C021 026	

Number of Salaried Officers <u>None</u>	Number of Salaried Employees <u>2 (as of Dec. 31, 2021)</u>
Number of Branches <u>None</u>	Number of Sales Counselors <u>0</u>

Branch Office Address: N/A	Name of Manager: N/A
--------------------------------------	--------------------------------

4. Negros Occidental	-	-	-	-	-	-	-	-	-	-
5. Bacolod City	-	-	-	N.	A.	-	-	-	-	-
6. Guimaras	-	-	-	-	-	-	-	-	-	-
7. Iloilo	-	-	-	-	-	-	-	-	-	-
8. Iloilo City	-	-	-	-	-	-	-	-	-	-
Region VII	-	-	-	-	-	-	-	-	-	-
1. Bohol	-	-	-	-	-	-	-	-	-	-
2. Cebu	-	-	-	-	-	-	-	-	-	-
3. Cebu City	-	-	-	-	-	-	-	-	-	-
4. Lapu-Lapu	-	-	-	N.	A.	-	-	-	-	-
5. Mandaue City	-	-	-	-	-	-	-	-	-	-
6. Negros Oriental	-	-	-	-	-	-	-	-	-	-
7. Siquijor	-	-	-	-	-	-	-	-	-	-
Region VIII	-	-	-	-	-	-	-	-	-	-
1. Biliran	-	-	-	-	-	-	-	-	-	-
2. Eastern Samar	-	-	-	-	-	-	-	-	-	-
3. Leyte	-	-	-	-	-	-	-	-	-	-
4. Tacloban City	-	-	-	N.	A.	-	-	-	-	-
5. Northern Samar	-	-	-	-	-	-	-	-	-	-
6. Southern Leyte	-	-	-	-	-	-	-	-	-	-
7. Samar (Western Samar)	-	-	-	-	-	-	-	-	-	-
8. Ormoc City	-	-	-	-	-	-	-	-	-	-
Region IX	-	-	-	-	-	-	-	-	-	-
1. Zamboanga del Norte	-	-	-	-	-	-	-	-	-	-
2. Zamboanga del Sur	-	-	-	-	-	-	-	-	-	-
3. Zamboanga City	-	-	-	N.	A.	-	-	-	-	-
4. Zamboanga Sibugay	-	-	-	-	-	-	-	-	-	-
5. City of Isabela	-	-	-	-	-	-	-	-	-	-
Region X	-	-	-	-	-	-	-	-	-	-
1. Bukidnon	-	-	-	-	-	-	-	-	-	-
2. Camiguin	-	-	-	-	-	-	-	-	-	-
3. Lanao del Norte	-	-	-	-	-	-	-	-	-	-
4. Iligan City	-	-	-	N.	A.	-	-	-	-	-
5. Misamis Occidental	-	-	-	-	-	-	-	-	-	-
6. Misamis Oriental	-	-	-	-	-	-	-	-	-	-
7. Cagayan de Oro City	-	-	-	-	-	-	-	-	-	-
Region XI	-	-	-	-	-	-	-	-	-	-
1. Davao del Norte	-	-	-	-	-	-	-	-	-	-
2. Davao del Sur	-	-	-	-	-	-	-	-	-	-
3. Davao City	-	-	-	-	-	-	-	-	-	-
4. Davao Oriental	-	-	-	N.	A.	-	-	-	-	-
5. Compostela Valley	-	-	-	-	-	-	-	-	-	-
6. Davao Occidental	-	-	-	-	-	-	-	-	-	-
Region XII	-	-	-	-	-	-	-	-	-	-
1. North Cotabato	-	-	-	-	-	-	-	-	-	-
2. Sarangani	-	-	-	-	-	-	-	-	-	-
3. South Cotabato	-	-	-	N.	A.	-	-	-	-	-
4. General Santos City	-	-	-	-	-	-	-	-	-	-
5. Sultan Kudarat	-	-	-	-	-	-	-	-	-	-
Region XIII	-	-	-	-	-	-	-	-	-	-
1. Agusan del Norte	-	-	-	-	-	-	-	-	-	-
2. Butuan City	-	-	-	-	-	-	-	-	-	-
3. Agusan del Sur	-	-	-	-	-	-	-	-	-	-
4. Surigao del Norte	-	-	-	N.	A.	-	-	-	-	-
5. Surigao del Sur	-	-	-	-	-	-	-	-	-	-
6. Dinagat Islands	-	-	-	-	-	-	-	-	-	-
BARMM	-	-	-	-	-	-	-	-	-	-
1. Basilan	-	-	-	-	-	-	-	-	-	-
2. Lanao del Sur	-	-	-	-	-	-	-	-	-	-
3. Maguindanao	-	-	-	N.	A.	-	-	-	-	-
4. Sulu	-	-	-	-	-	-	-	-	-	-
5. Tawi-tawi	-	-	-	-	-	-	-	-	-	-
6. Cotabato City	-	-	-	-	-	-	-	-	-	-
GRAND TOTAL	-	-	-	-	-	-	-	-	-	-

Note and Instruction:

1. Information provided in this table should tally with Company Info Tab

ANNUAL STATEMENT for the Year Ended December 31, 2021 of CITYPLANS, INCORPORATED

Exhibit 1 - BALANCE SHEET

ASSETS	CURRENT YEAR	PREVIOUS YEAR	DIFFERENCE		REMARKS <i>(the cause of abrupt increase/decrease, 10% or more, should be indicated)</i>
			AMOUNT	PERCENTAGE	
1. Investments in Trust Funds (Schedule 1)	41,715,371.24	41,191,934.69	523,436.55	1.2707%	
2. Insurance Premium Fund (Schedule 2)	100,000.00	150,526.66	- 50,526.66	-33.5666%	Decrease in Insurance Premium Reserve.
3. Corporate Assets: - Government Securities (Schedule 3-1)	116,800,000.00	-	116,800,000.00	100.00%	Due to placements in Fixed Rate Treasury Notes issued by the Philippine government.
4. -Cash on Hand and in Banks (Schedule 3-2)	48,907,050.18	129,290,687.37	- 80,383,637.19	-62.1728%	Decrease was due to shift of Investments to Government Securities.
5. -Mutual Funds/UITF (Schedule 3-3)	-	-	-	-	
6. -Short Term Investments (Schedule 3-4)	-	25,300,000.00	- 25,300,000.00	-100.0000%	Decrease was due to shift of Investments to Government Securities.
7. -Corporate Bonds (Schedule 3-5)	-	-	-	-	
8. -Mortgage Loans (Schedule 3-6)	-	-	-	-	
9. -Planholders' Loans (Schedule 3-7)	-	-	-	-	
10. -Stocks (Schedule 3-8)	12,797,741.09	11,319,377.13	1,478,363.96	13.0605%	Increase in market value of the shares of stock.
11. -Real Estate (Schedule 3-9)	95,742,856.29	103,403,408.37	- 7,660,552.08	-7.4084%	
12. -Other Investment (Schedule 3-10)	-	-	-	-	
13. -Accrued Investment Income (Schedule 3-11)	427,617.35	335,199.04	92,418.31	27.5712%	Increase in placements and longer terms.
14. -Accounts/Notes Receivable (Schedule 3-12)	21,310,408.79	29,630,884.31	- 8,320,475.52	-28.0804%	Due to collection of receivables.
15. -Property and Equipment (Schedule 3-13)	-	-	-	-	
16. -Inventories (Schedule 3-14)	-	-	-	-	
17. -Other Assets (Schedule 3-15)	21,077,483.12	21,164,167.11	- 86,683.99	-0.4096%	
18. Total Assets	358,878,528.06	361,786,184.68	- 2,907,656.62	-0.8037%	
LIABILITIES					
19. Pre-need Reserves (Exhibit 6- Seriatim List)	36,319,707.50	36,164,934.84	154,772.66	0.4280%	
20. Insurance Premium Reserve (Schedule 4)	70,340.39	84,858.45	- 14,518.06	-17.1086%	Increase in terminated and matured plans.
21. Other Reserves (Schedule 5)	300,110.35	5,229,571.85	- 4,929,461.50	-94.2613%	Decrease was due to remittance of Trust Fund Deficiency.
22. Planholders' Benefits Payable (Schedule 6)	5,794,888.69	4,248,148.43	1,546,740.26	36.4098%	Increase in unclaimed benefits of planholders.
23. Planholders' Deposits (Schedule 7)	3,201.80	5,590.92	- 2,389.12	-42.7321%	Deposit refunded to planholders.
24. Counselors' Bond Reserves (Schedule 8)	2,733.30	2,733.30	-	-	
25. Accounts/Notes Payable (Schedule 9)	3,164,682.00	4,474,868.46	- 1,310,186.46	-29.2788%	Due to settlement of Accounts Payable.
26. Taxes Payable (Schedule 10)	137,210.65	144,096.43	- 6,885.78	-4.7786%	
27. Accrued Expenses (Schedule 11)	1,165,718.15	1,117,234.45	48,483.70	4.3396%	
28. Other Liabilities (Schedule 12)	1,820,139.85	3,420,957.43	- 1,600,817.58	-46.7944%	Due to remeasurement of deferred income taxes as an effect of CREATE Law.
29. Total Liabilities	48,778,732.68	54,892,994.56	- 6,114,261.88	-11.1385%	
STOCKHOLDERS' EQUITY					
30. Paid-up Capital Stock (Schedule 13)	158,125,000.00	158,125,000.00	-	-	
31. Additional Paid-in Capital (Schedule 13)	-	-	-	-	
32. Deposit for Future Subscription (Schedule 13)	-	-	-	-	
33. Special Surplus Funds:					
34. Fluctuation/Revaluation Reserve - Trust Funds	203,935.30	300,024.55	- 96,089.25	-32.0271%	Decrease in market price of shares of stock.
35. Fluctuation/Revaluation Reserve -Corporate Assets	8,591,035.66	7,112,671.70	1,478,363.96	20.7849%	Increase in market price of shares of stock.
36. Retained Earnings - Trust Fund	1,384,782.66	1,384,782.66	-	-	
37. Retained Earnings - Corporate Assets	140,940,261.09	136,507,563.87	4,432,697.22	3.2472%	Due to net income recognized for the year.
38. Accumulated Re-measurement on Defined Benefit Plan	-427,490.51	-248,902.74	- 178,587.77	71.7500%	Decrease is due to loss recognized on Plan Assets
39. Adjustment due to Change in Classification from Financial Assets at FVPL and at FVOCI to Amortized Cost	1,282,271.18	3,712,050.08	- 2,429,778.90	-65.4565%	Decrease is due to retroactive adjustment made by Trustee Bank.
40. Total Stockholders' Equity	310,099,795.38	306,893,190.12	3,206,605.26	1.0449%	
41. Total Liabilities & Stockholders' Equity	358,878,528.06	361,786,184.68	- 2,907,656.62	-0.8037%	

ANNUAL STATEMENT for the Year Ended December 31, 2021 of CITYPLANS, INCORPORATED

Exhibit 2- INCOME STATEMENT

(Accrual Basis)

Premiums			P	(624,300.60)	a
Increase(Decrease) in Pre-Need Reserves				<u>(154,772.66)</u>	b
Increase(Decrease) in Insurance Premium Reserves				-	c
Increase(Decrease) in Other Pre-Need Reserves				<u>4,812,773.50</u>	d
*Other Direct Income (ex. Processing fees, surcharges, etc.)				-	e
Total Direct Income (a ± b ± c ± d + e)				<u>4,033,700.24</u>	f
Less: Benefit Payments (Surrenders, maturities, lapsed, terminated, etc.)	P	3,610,128.85			g.1
Commissions Expenses					g.2
*Other Direct Expenses (insurance , discount, overrides, bonus, etc.)		<u>168,620.94</u>			g.3
Total Direct Expenses (g.1 + g.2 + g.3)				<u>3,778,749.79</u>	g
Gain/(Loss) (f - g)				<u>254,950.45</u>	h
Plus: Interest/Income Earned from the following Trust Fund/Placements/Investments.					
(Gross of Final Taxes)					
Government Securities					i.1
Cash on hand and in Bank		<u>2,103,838.54</u>			i.2
Mutual Funds/UITF					i.3
Short-term Investments					i.4
Corporate Bonds		<u>555,909.01</u>			i.5
Mortgage Loans		-			i.6
Planholders" Loan		-			i.7
Stocks		<u>233,393.39</u>			i.8
Real Estate		<u>10,219,234.94</u>			i.9
Other Investments Trust Fund Income		<u>832,462.65</u>		<u>13,944,838.53</u>	i.10 i
Total Gain/(Loss) & Interest Earned (h + i)				<u>14,199,788.98</u>	j
Other Income/Expense items:					
Depreciation - Building		<u>(5,330,430.29)</u>			k.1
Investment Expenses		-			k.2
*Other Income/Other Expenses (ex. Forex gain/(loss), etc.)		<u>424,199.72</u>		<u>(4,906,230.57)</u>	k.3 k
Sub-Total (j + k)				<u>9,293,558.41</u>	l
Less: Taxes other than Income tax					
Taxes on Real Estate		<u>453,801.00</u>			m.1
Documentary Stamp Tax					m.2
Corporate Residence Certificate		<u>10,500.00</u>			m.3
Assessment, Licenses & Fees		<u>409,642.00</u>			m.4
VAT & Fringe Benefit Tax					m.5
Final Taxes		<u>531,949.52</u>		<u>1,405,892.52</u>	m.6 m
Other General Expenses					
Salaries & Wages		<u>1,334,366.68</u>			n.1
Allowance to Officers		-			n.2
Allowance to Employees		-			n.3
Pension, Retirement, & Other similar benefits (SSS, Medicare, etc.)		<u>1,285,189.62</u>			n.4
Rent, Light & Water		<u>327,537.86</u>			n.5
Other General Expenses		<u>2,066,574.05</u>		<u>5,013,668.21</u>	n.6 n
Sub-Total (taxes & general expenses) (m + n)				<u>6,419,560.73</u>	o
Net Income/(Loss) before Income Tax				<u>2,873,997.68</u>	p
Less: Income Tax				<u>(1,558,699.54)</u>	q
Net Income/(Loss) for the year (p - q)				<u>4,432,697.22</u>	r

Note: Capital Gains/(Losses) on shares of stock and FXTN (PNB) amounting to Php 8,794,971 is excluded (Please refer to Equity as per Audited Financial Statements).

**Please specify on separated sheet*

/stats

ANNUAL STATEMENT for the Year Ended December 31, 2021 of CITYPLANS, INCORPORATED

EXHIBIT 3 - SUMMARY OF MONTHLY DEPOSITS TO THE TRUST FUND (Per Plan)

Month (1)	Amount Collected (2)	Amount of Required Deposit (3)	Amount of Actual Deposit (4)	Remarks (5)
Memorial Plan:				
January				
February				
March				
April				
May				
June				
July				
August				
September				
October				
November				
December				
	-	-	-	
Education Plan:				
January				
February				
March				
April				
May				
June				
July				
August				
September				
October				
November				
December				
	-	-	-	
Pension Plan:				
January	-	-	-	
February	-	-	-	
March	-	-	-	
April	-	-	-	
May	-	-	-	
June	-	4,812,773.50	4,812,773.50	Additional Contribution for 2020
July	-	-	-	
August	-	-	-	
September	-	-	-	
October	-	-	-	
November	-	-	-	
December	-	-	-	
GRAND TOTAL	-	4,812,773.50	4,812,773.50	

ANNUAL STATEMENT for the Year Ended December 31, 2021 of CITYPLANS, INCORPORATED

EXHIBIT 4 - SUMMARY OF MONTHLY WITHDRAWALS FROM THE TRUST FUNDS (Per Plan)

Month (1)	Total Amount of Benefits Paid (2)	Total Amount of Withdrawal (3)	Breakdown / Purpose of Withdrawal				Description for "Others" (8)
			Planholders' Benefits (4)	Trustee's Fees (5)	Taxes (6)	Others (7)	
Memorial Plan:							
January							
February							
March							
April							
May							
June							
July							
August							
September							
October							
November							
December							
Education Plan:							
January							
February							
March							
April							
May							
June							
July							
August							
September							
October							
November							
December							
Pension Plan:							
Union Bank of the Philippines (UBP)							
January	-	97,025.58	-	15,152.33	21,531.07	60,342.18	Provision for Losses-Loans & Receivables; Provision for Credit losses; Restoration of GET
February	-	27,130.72	-	6,704.21	21,399.20	(972.69)	Provision for Losses-Loans & Receivables; Annual Reg Fee
March	-	28,412.57	-	7,068.69	21,457.06	(113.18)	Provision for Losses-Loans & Receivables
April	-	28,783.26	-	7,077.06	21,820.89	(114.69)	Provision for Losses-Loans & Receivables
May	-	28,990.18	-	7,162.71	21,943.69	(116.22)	Provision for Losses-Loans & Receivables
June	948,685.17	983,888.24	948,685.17	7,764.06	22,801.85	4,837.16	Provision for Losses-Loans & Receivables; Provision for Credit losses, MC Fee
July	-	27,449.98	-	8,155.24	22,684.63	(3,389.89)	Provision for Losses-Loans & Receivables; Provision for Credit losses
August	-	30,042.16	-	8,129.72	22,155.91	(243.47)	Provision for Losses-Loans & Receivables
September	-	29,616.94	-	7,785.12	21,956.02	(124.20)	Provision for Losses-Loans & Receivables
October	-	29,786.29	-	7,865.65	22,046.48	(125.84)	Provision for Losses-Loans & Receivables
November	-	29,454.27	-	7,558.61	22,023.16	(127.50)	Provision for Losses-Loans & Receivables
December	1,647,246.28	1,710,961.51	1,647,246.28	7,810.86	22,051.40	33,852.97	Restoration of GET 2102, Association Dues, Water Bill, Valuation Report Fee MC Fee and Provision for Losses-Loans & Receivables
Sub-total	2,595,931.45	3,051,541.70	2,595,931.45	88,234.26	263,871.36	93,504.63	
Philippine National Bank (PNB)							
January	-	8,608.34	-	4,496.47	1,217.69	2,894.18	Provision for Credit and Losses & Annotation of CCT
February	-	5,319.76	-	4,071.60	1,165.42	82.74	Provision for Credit and Losses
March	-	6,002.82	-	4,508.83	1,171.27	322.72	Provision for Credit and Losses
April	-	11,147.26	-	4,377.40	1,147.50	5,622.36	Provision for Credit and Losses
May	-	(379.59)	-	4,530.24	1,122.29	(6,032.12)	Provision for Credit and Losses
June	-	4,848.79	-	4,374.87	1,160.22	(686.30)	Provision for Credit and Losses
July	-	5,651.96	-	4,542.76	1,187.42	(78.22)	Provision for Credit and Losses
August	-	5,728.95	-	4,564.11	1,164.02	0.82	Provision for Credit and Losses
September	-	6,413.84	-	4,423.13	1,160.30	830.41	Provision for Credit and Losses
October	-	5,320.92	-	4,585.05	1,164.99	(429.12)	Provision for Credit and Losses
November	-	5,827.97	-	4,446.67	1,160.16	221.14	Provision for Credit and Losses
December	-	6,010.95	-	4,607.63	1,183.54	219.78	Provision for Credit and Losses, Annual Registration Fee
Sub-total	-	70,501.97	-	53,528.76	14,004.82	2,968.39	
TOTALS	2,595,931.45	3,122,043.67	2,595,931.45	151,763.02	277,876.18	96,473.02	

ANNUAL STATEMENT For the Year Ended December 31, 2021 of CITYPLANS, INCORPORATED

Exhibit 5 - SUMMARY OF MONTHLY SALES FOR THE YEAR

Plan Type (1)	Registration of Plans/Contracts		Amount Sold (4)	Balance of Unsold Plans/Contracts (5)
	Date Approved (2)	Amount Approved (3)		
Memorial Plan:				
January				
February				
March				
April				
May		NONE		
June				
July				
August				
September				
October				
November				
December				
Sub-total				
Education Plan:				
January				
February				
March				
April		NONE		
May				
June				
July				
August				
September				
October				
November				
December				
Sub-total				
Pension Plan:				
January				
February				
March				
April		NONE		
May				
June				
July				
August				
September				
October				
November				
December				
Sub-total				
GRAND TOTAL				

ANNUAL STATEMENT For the Year Ended December 31, 2021 of CITYPLANS, INCORPORATED

Exhibit 6 - SERIATIM LIST OF IN-FORCE POLICIES

Contract Number	Planholders Name	Birth Date	Inception Date	Plan Type	Maturity Value	Maturity Date	Status	Contract Price	Payment Mode	Total Installments Made	INSURANCE		Amount of Benefits Paid	BENEFITS		Reserves as of	
											Total Insurance Premium	Total Insurance Premium Paid		Balance	Last Availment Date		Last Amount Availed
(1)	(2)	(3)	(4)	(5)	(6)	(7)	(8)	(9)	(10)	(11)	(12)	(13)	(14)	(15)	(16)	(17)	(18)
MEMORIAL PLAN:																	
A. Old Basket (SEC):																	
1																	
2																	
3																	
Sub-total																	
B. New Basket (IC):																	
1																	
2																	
3																	
Sub-total																	
Total																	
PENSION PLAN:																	
A. Old Basket (SEC):																	
1																	
2																	
3																	
Sub-total																	
B. New Basket (IC): Breakdown Attached (Please refer to Exhibit 6 File - Soft Copy)																	
1	Fully Paid - Not Yet Availing Plans				42,570,000.00			2,570,291.00		2,758,691.00	375,355.18	200,891.39					29,604,707.50
2	Fully Paid - Availing Plans				7,020,000.00			4,755,905.00		2,387,109.00	183,717.11	183,717.11	1,345,703.77	9,587,755.14		27,500.00	6,715,000.00
Sub-total					49,590,000.00			7,326,196.00		5,145,800.00	559,072.29	384,608.50	1,345,703.77	9,587,755.14		27,500.00	36,319,707.50
Total					49,590,000.00			7,326,196.00		5,145,800.00	559,072.29	384,608.50	1,345,703.77	9,587,755.14		27,500.00	36,319,707.50
EDUCATION PLAN:																	
A. Old Basket (SEC):																	
1																	
2																	
3																	
Sub-total																	

ANNUAL STATEMENT for the Year Ended December 31, 2021 of CITYPLANS, INCORPORATED

EXHIBIT 7 - LIST OF AVAILING PLANS FOR THE SUCCEEDING YEAR

Planholders' Name (1)	Contract / Policy Number (2)	Plan Type (3)	Term Of Contract		Benefit Payable (6)
			Issue Date (4)	Maturity Date (5)	
Memorial Plan:					
Sub-total					
Education Plan:					
Sub-total					
Pension Plan:					
Maturing 2022					981,532.99
Matured Plans (Availing the Monthly Pension)					785,477.15
Sub-total					1,767,010.14
GRAND TOTAL					1,767,010.14
Note: For the supporting details, provide <i>soft copy indicating all the required information of Exhibit 7.</i>					

ANNUAL STATEMENT for the Year Ended December 31, 2021 of CITYPLANS, INCORPORATED

Exhibit 8 - CLAIMS / BENEFITS FILED

Date of Claim (1)	Contract Number (2)	Planholders' Name (3)	Inception Date (4)	Plan Type (5)	Maturity Value (6)	Maturity Date (7)	Contract Price (8)	Total Installments Made (9)	Total Insurance Premium Paid (10)	Amount of Benefits Paid (11)	Date Paid (12)	Status of Claim (13)
Memorial Plan:												
1												
2												
3												
4												
5				N		O		E				
6												
7												
8												
9												
10												
Sub-total												
Education Plan:												
1												
2												
3												
4												
5												
6				N		O		E				
7												
8												
9												
10												
Sub-total												
Pension Plan:												
1												
2												
3												
4												
5												
6				N		O		E				
7												
8												
9												
10												
Sub-total												
Grand Total												

ANNUAL STATEMENT for the Year Ended December 31, 2021 of CITYPLANS, INCORPORATED

SCHEDULE 1 - INVESTMENTS IN TRUST FUNDS

Description	VALUE OF INVESTMENTS										INTEREST / DIVIDEND / RENTAL INCOME						
	LIFEMEMORIAL			PENSION			EDUCATION				Collected	Accrued	Accrued	Earned			
	Old Basket (SEC)	New Basket (IC)	Total	% to Total Equity	Old Basket (SEC)	New Basket (IC)	Total	% to Total Equity	Old Basket (SEC)	New Basket (IC)	Total	% to Total Equity	During the Year (15)	Previous Year (16)	Current Year (17)	During the Year (18)	
(1)	(2)	(3)	(4)	(5)	(6)	(7)	(8)	(9)	(10)	(11)	(12)	(13)	(14)	(15)	(16)	(17)	(18)
Government Securities Exh 1 (AS-TF)							23,007,723.46	55.15%					23,007,723.46				
Cash in Savings/Time Deposits Exh 1 (AS-TF)							9,514,419.81	22.81%					9,514,419.81				
Mutual Funds/JITF Exh 1 (AS-TF)							2,489,634.09	5.97%					2,489,634.09				
Short Term Investments Exh 1 (AS-TF)							0.00	0.00%					0.00				
Corporate Bonds Exh 1 (AS-TF)							0.00	0.00%					0.00				
Mortgage Loans Exh 1 (AS-TF)							0.00	0.00%					0.00				
Planholders' Loans Exh 1 (AS-TF)							0.00	0.00%					0.00				
Stocks Exh 1 (AS-TF)							705,931.32	1.69%					705,931.32				
Real Estate Exh 1 (AS-TF)							4,121,602.61	9.88%					4,121,602.61				
Other Investments Exh 1 (AS-TF)							187,176.23	0.45%					187,176.23				
Accrued Investment Income Exh 1 (AS-TF)							2,583,372.07	6.19%					2,583,372.07				
Other Assets																	
TOTAL ASSETS							42,609,859.59	102.14%					42,609,859.59				
Accrued Trust Fees Exh 1 (AS-TF)							54,208.70	0.13%					54,208.70				
Accrued Taxes Exh 1 (AS-TF)							153,494.22	0.37%					153,494.22				
Other Liabilities Exh 1 (AS-TF)							686,785.43	1.65%					686,785.43				
TOTAL LIABILITIES							894,488.35	2.14%					894,488.35				
TOTAL EQUITY							41,715,371.24	100.00%					41,715,371.24				

ANNUAL STATEMENT For the Year Ended December 31, 2021 of CITYPLANS, INCORPORATED

SCHEDULE 2 - INSURANCE PREMIUM FUND (IPF)

Description*	VALUE OF INVESTMENTS				INTEREST / DIVIDEND / RENTAL INCOME			
	MEMORIAL (2)	PENSION (3)	EDUCATION (4)	TOTAL (5)	Collected During the Year (6)	Accrued Previous Year (7)	Accrued Current Year (8)	Earned During the Year (9)
Government Securities								
Cash in Savings/Time Deposits		100,000.00		100,000.00	657.30	210.74	653.33	1,099.89
Mutual Funds/UITF								
Short Term Investments								
Corporate Bonds								
Mortgage Loans								
Planholders' Loans								
Stocks								
Real Estate								
Other Investments								
Accrued Investment Income								
TOTAL INVESTMENTS		100,000.00	0.00	100,000.00	657.30	210.74	653.33	1,099.89

Note: Provide detailed schedule using the same schedule format for corporate assets, if applicable.

ANNUAL STATEMENT for the Year Ended December 31, 2021 of CITYPLANS, INCORPORATED

SCHEDULE 3-1 Corporate Assets - GOVERNMENT SECURITIES

SECURITY	Serial No.	DATE			INITIAL ACQUISITION/BOOKING VALUE			PRICE		Book Value	Market Value	Unrealized Gain (Loss)	Annual Coupon Rate	How Paid*	INTEREST					
		Acquired	Issued	Maturity	Face Value	Underwriting Discount/Premium	Acquisition Cost	At Acquisition Date	At Closing/Balance Sheet Date						Collected During the Year	Accrued Previous Year	Accrued Current Year	Earned During the Year		
	1	2	3	4	5	6	7	8	9	10	11	12	13= (12-11)	14	15	16	17	18	19 = (16+17-18)	
DOMESTIC ISSUES:																				
FXTN:																				
1	Amalgamated Investment Bancorporation	44054	2021/12/28		2022/03/28			3,500,000.00			3,500,000.00			1.700000						
2	Amalgamated Investment Bancorporation	44715	2021/12/29		2022/03/29			1,500,000.00			1,500,000.00			1.700000						
3	Amalgamated Investment Bancorporation	156673	2021/09/30		2022/01/04			3,300,000.00			3,300,000.00			1.600000						
4	Amalgamated Investment Bancorporation	28587	2021/10/19		2022/01/26			3,700,000.00			3,700,000.00			1.700000						
5	Amalgamated Investment Bancorporation	31571	2021/10/29		2022/02/03			3,500,000.00			3,500,000.00			1.700000						
6	Amalgamated Investment Bancorporation	30740	2021/10/27		2022/02/08			3,600,000.00			3,600,000.00			1.700000						
7	Amalgamated Investment Bancorporation	31132	2021/10/28		2022/02/10			4,300,000.00			4,300,000.00			1.700000						
8	Amalgamated Investment Bancorporation	31171	2021/10/28		2022/02/17			4,300,000.00			4,300,000.00			1.700000						
9	Amalgamated Investment Bancorporation	155822	2021/09/21		2022/02/24			12,800,000.00			12,800,000.00			1.600000						
10	Amalgamated Investment Bancorporation	32071	2021/11/03		2022/02/28			2,000,000.00			2,000,000.00			1.700000						
11	Amalgamated Investment Bancorporation	157249	2021/11/11		2022/03/03			18,000,000.00			18,000,000.00			1.700000						
12	Amalgamated Investment Bancorporation	37552	2021/11/26		2022/03/03			4,000,000.00			4,000,000.00			1.700000						
13	Amalgamated Investment Bancorporation	36969	2021/11/24		2022/03/08			5,000,000.00			5,000,000.00			1.700000						
14	Amalgamated Investment Bancorporation	37554	2021/11/26		2022/03/08			4,000,000.00			4,000,000.00			1.700000						
15	Amalgamated Investment Bancorporation	36977	2021/11/24		2022/03/11			200,000.00			200,000.00			1.700000						
16	Amalgamated Investment Bancorporation	36980	2021/11/24		2022/03/14			5,000,000.00			5,000,000.00			1.700000						
17	Amalgamated Investment Bancorporation	37555	2021/11/26		2022/03/15			4,000,000.00			4,000,000.00			1.700000						
18	Amalgamated Investment Bancorporation	36985	2021/11/24		2022/03/22			5,000,000.00			5,000,000.00			1.700000						
19	Amalgamated Investment Bancorporation	36990	2021/11/24		2022/03/29			5,000,000.00			5,000,000.00			1.700000						
20	Amalgamated Investment Bancorporation	41011	2021/12/13		2022/03/31			4,200,000.00			4,200,000.00			1.700000						
21	Amalgamated Investment Bancorporation	37915	2021/11/29		2022/04/05			3,650,000.00			3,650,000.00			1.700000						
22	Amalgamated Investment Bancorporation	37920	2021/11/29		2022/04/13			3,650,000.00			3,650,000.00			1.700000						
23	Amalgamated Investment Bancorporation	37939	2021/11/29		2022/04/19			3,650,000.00			3,650,000.00			1.700000						
24	Amalgamated Investment Bancorporation	37941	2021/11/29		2022/04/27			3,650,000.00			3,650,000.00			1.700000						
25	Amalgamated Investment Bancorporation	38517	2021/12/01		2022/04/29			2,100,000.00			2,100,000.00			1.700000						
26	Amalgamated Investment Bancorporation	39013	2021/12/02		2022/04/29			3,200,000.00			3,200,000.00			1.700000						
TREASURY BILLS																				
1																				
2																				
3																				
FOREIGN ISSUES:																				
1								116,800,000.00			116,800,000.00									
2																				
3																				
4																				
5																				
TOTALS																				
											116,800,000.00	116,800,000.00								
												792,224.70	29,983.21	266,298.90	555,909.01					

*Indicate whether annually, semi-monthly, quarterly or monthly.

ANNUAL STATEMENT for the Year Ended December 31, 2021 of CITYPLANS, INCORPORATED

SCHEDULE 3-2 Corporate Assets - Cash on hand and in banks

Description	Account/ Certificate Number	DATE		Annual Rate/ Interest	Term/ Period	BALANCE		INTEREST			
		Acquisition/ Placement	Maturity			At Acquisition/ Placement Date	At Closing/ Balance Sheet Date	Collected During the Year	Accrued Previous Year	Accrued Current Year	Earned During the Year
2	3	4	5	6	7	8	9	10	11	12	13
Cash in Company's Office:											
Petty Cash Fund							-				
Revolving Fund						500.00					
Commission Fund						-					
Sub-total						500.00					
Cash in Bank:											
Current Accounts:											
1 BPI - Ayala East	CASA1731-0095-85						256,957.56				
2 Security Bank	CASA 0000-005537-048						1,092,352.83				
3 UCPB2 - Ayala	103-008443-1										
4 Phil. Savings Bank	CASA001-33200033-6						35,745.88				
5 China Bank	CASA212-0244919						15,336.58				
6 Metrobank	7-002-12325-4						92,586.66				
7 Security Bank	0000-010984-326						209,671.41				
8 Banco De Oro	00-7108-0-1255-9						57,267.03				
9 Malayan Bank	158-015-00-00032-3						10,000.00				
Sub-total							1,769,917.95				
Savings Accounts:											
1 UCPB - Ayala	103-121710-4						301,983.60				
2 UCPB - Ayala	Unreleased Checks						835,481.80				
3 UCPB2 - Ayala	103-140232-1						312,938.62				
4 Metrobank	096-301166435-0										
5 UCPB2 - MC	10-103-001356-8						115,391.97				
6 Malayan Bank	158-015-20-00725-1						13,102.91				
7 Security Bank 2							52,000.00				
Sub-total							1,630,898.90	6,286.69	-	392.58	6,286.69

Time Deposit Accounts:										
1	City Savings Bank	AAACT21320VH8K173V	2021/11/16	2022/01/31	1.280000	76	1,300,000.00	1,300,000.00	1,300,000.00	
2	City Savings Bank	AAACT2134145430TC2	2021/12/07	2022/03/02	1.280000	85	6,700,000.00	6,700,000.00	6,700,000.00	
3	Philippine National Bank	733360	2021/12/09	2022/03/08	1.360000	89	1,800,000.00	1,800,000.00	1,800,000.00	
4	UCPB Savings Bank	179563	2021/12/17	2022/03/10	1.100000	83	500,000.00	500,000.00	500,000.00	
							10,300,000.00	10,300,000.00	10,300,000.00	
5	Philippine National Bank	1464002	2021/12/27	2022/03/29	1.360000	92	6,500,000.00	6,500,000.00	6,500,000.00	
6	Phil. Trust Corporation	22960018127	2021/07/12	2022/01/12	1.200000	184	2,200,000.00	2,200,000.00	2,200,000.00	
7	Phil. Trust Corporation	22960018130	2021/07/13	2022/01/17	1.200000	188	5,000,000.00	5,000,000.00	5,000,000.00	
8	Phil. Trust Corporation	22960018153	2021/07/21	2022/01/19	1.200000	182	2,000,000.00	2,000,000.00	2,000,000.00	
9	Phil. Trust Corporation	22960018154	2021/07/21	2022/01/27	1.200000	190	2,000,000.00	2,000,000.00	2,000,000.00	
10	Phil. Trust Corporation	22960018180	2021/07/28	2022/01/27	1.200000	183	7,400,000.00	7,400,000.00	7,400,000.00	
11	Phil. Trust Corporation	22960018212	2021/08/16	2022/02/14	1.200000	182	5,000,000.00	5,000,000.00	5,000,000.00	
12	Phil. Trust Corporation	22960018234	2021/08/20	2022/02/28	1.200000	192	1,200,000.00	1,200,000.00	1,200,000.00	
13	Phil. Trust Corporation	22960018238	2021/08/23	2022/03/03	1.200000	192	1,200,000.00	1,200,000.00	1,200,000.00	
14	UCPB Savings Bank	178995	2021/06/18	2022/01/12	1.200000	208	400,000.00	400,000.00	400,000.00	
15	UCPB Savings Bank	179023	2021/07/05	2022/01/18	1.200000	197	1,605,733.33	1,605,733.33	1,605,733.33	
16	UCPB Savings Bank	179229	2021/08/17	2022/02/15	1.100000	182	700,000.00	700,000.00	700,000.00	
							35,205,733.33	35,205,733.33	35,205,733.33	
	Sub-total						45,505,733.33	45,505,733.33	45,505,733.33	2,241,184.51
	GRAND TOTAL						45,505,733.33	48,907,050.18	160,272.54	2,102,738.65
							2,247,471.20	305,005.09	160,665.12	305,005.09

ANNUAL STATEMENT for the Year Ended December 31, 2021 of CITYPLANS, INCORPORATED

SCHEDULE 3-3 - Corporate Assets - MUTUAL FUNDS/ UITF

Description	Account /Certificate Number	Acquisition Date	Number of Units/Shares Held	Net Asset Value per Unit/Share		Acquisition Cost	Market Value	Unrealized Gain (Loss)
				At Acquisition Date	At Closing/Balance Sheet Date			
1	2	3	4	5	6	7	8	9
Mutual Funds								
1								
2		N	O	N	E			
3								
4								
5								
Sub-total							-	-
Unit Investment Trust Funds								
1								
2								
3								
4								
5								
Sub-total							-	-
Others								
1								
2								
3								
4								
5								
Sub-total							-	-
GRAND TOTALS							-	-

ANNUAL STATEMENT for the Year Ended December 31, 2021 of CITYPLANS, INCORPORATED

SCHEDULE 3-5 Corporate Assets - CORPORATE BONDS

SECURITY Description	Serial No.	DATE		INITIAL ACQUISITION/BOOKING VALUE		PRICE		CURRENT/CLOSING VALUE		Unrealized Gain (Loss) 13= (12-11)	INTEREST								
		Acquired	Issued	Maturity	Face Value	Underswriting Discount/	Acquisition Cost	At Acquisition Date	At Closing/ Balance Sheet Date		Book Value	Market Value	Annual Coupon Rate	How Paid*	Collected During the Year	Accrued Previous Year	Accrued Current Year	Earned During the Year 19 = (16+17-18)	
1	2	3	4	5	6	7	8	9	10	11	12	13	14	15	16	17	18	19	
Short-term Bond Investments																			
1																			
2																			
3																			
4																			
5							N	O	N	E									
6																			
7																			
8																			
9																			
TOTALS																			

*Indicate whether annually, semi-monthly, quarterly or monthly.

ANNUAL STATEMENT for the Year Ended December 31, 2021 of CITYPLANS, INCORPORATED

SCHEDULE 3-8 Corporate Assets - STOCKS

Name of Trustee Bank	DESCRIPTION	Certificate Number	Date Acquired	How Acquired	Number of Shares	Costs/Price			Acquisition Cost (including transaction fees)	Book Value at Balance Sheet Date	Market Value	Unrealized Gain (Loss)	DIVIDEND					
						At Acquisition Date	At Closing/Balance Sheet Date	At Acquisition Date					2018 (13)	2019 (14)	2020 (15)	Collected During the Year (16)	Accrued Previous Year (17)	Accrued Current Year (18)
1	Common Shares:	3	4	5	6	7	8	9	10	11	12 = (11-10)							
	City & Land Developers, Inc (CLDI) Shares	737	12/28/84	Purchased	3,500	10,500.00	8,925.00	10,500.00	10,500.00	8,925.00	(1,575.00)							
		738	12/28/84	-do-	7,000	90,900.00	29,070.00	90,900.00	90,900.00	29,070.00	(61,830.00)							
		767	09/24/86	-do-	30,000	12,600.00	8,500.00	12,600.00	12,600.00	8,500.00	(4,100.00)							
		768	10/16/86	-do-	4,200	30,000.00	3,825.00	30,000.00	30,000.00	3,825.00	(26,175.00)							
		770	03/21/97	-do-	10,000	13,500.00	8,500.00	13,500.00	13,500.00	8,500.00	(5,000.00)							
		771	04/04/97	-do-	4,500	22,000.00	8,500.00	22,000.00	22,000.00	8,500.00	(13,500.00)							
		780	01/28/88	-do-	10,000	44,400.00	37,740.00	44,400.00	44,400.00	37,740.00	(6,660.00)							
		1254	03/29/89	-do-	44,400	22,500.00	19,125.00	22,500.00	22,500.00	19,125.00	(3,375.00)							
		1255	03/29/89	-do-	22,500	12,600.00	7,650.00	12,600.00	12,600.00	7,650.00	(4,950.00)							
		1497	03/29/89	-do-	9,000	5,145.00	3,123.75	5,145.00	5,145.00	3,123.75	(2,021.25)							
		1513	03/29/89	-do-	3,675	7,350.00	4,462.50	7,350.00	7,350.00	4,462.50	(2,887.50)							
		1514	03/29/89	-do-	5,250	13,650.00	8,287.50	13,650.00	13,650.00	8,287.50	(5,362.50)							
		1515	03/29/89	-do-	9,750	10,500.00	6,375.00	10,500.00	10,500.00	6,375.00	(4,125.00)							
		1516	03/29/89	-do-	3,675	10,500.00	6,375.00	10,500.00	10,500.00	6,375.00	(4,125.00)							
		1517	03/29/89	-do-	7,500	14,700.00	8,925.00	14,700.00	14,700.00	8,925.00	(5,775.00)							
		1518	03/29/89	-do-	7,500	21,000.00	12,750.00	21,000.00	21,000.00	12,750.00	(8,250.00)							
		1519	03/29/89	-do-	10,500	1,575.00	956.25	1,575.00	1,575.00	956.25	(618.75)							
		1520	03/29/89	-do-	15,000	2,205.00	1,338.75	2,205.00	2,205.00	1,338.75	(866.25)							
		1521	03/29/89	-do-	1,125	2,205.00	1,338.75	2,205.00	2,205.00	1,338.75	(866.25)							
		1522	03/29/89	-do-	1,575	2,205.00	1,338.75	2,205.00	2,205.00	1,338.75	(866.25)							
		1523	03/29/89	-do-	1,575	2,205.00	1,338.75	2,205.00	2,205.00	1,338.75	(866.25)							
		1524	03/29/89	-do-	1,575	2,205.00	1,338.75	2,205.00	2,205.00	1,338.75	(866.25)							
		1525	03/29/89	-do-	3,750	3,675.00	2,312.25	3,675.00	3,675.00	2,312.25	(1,362.75)							
		1527	03/29/89	-do-	2,625	3,675.00	2,312.25	3,675.00	3,675.00	2,312.25	(1,362.75)							
		1528	03/29/89	-do-	4,500	6,300.00	3,825.00	6,300.00	6,300.00	3,825.00	(2,475.00)							
		1529	03/29/89	-do-	7,500	10,500.00	6,375.00	10,500.00	10,500.00	6,375.00	(4,125.00)							
		1530	03/29/89	-do-	9,750	13,650.00	8,287.50	13,650.00	13,650.00	8,287.50	(5,362.50)							
		1531	03/29/89	-do-	3,750	5,250.00	3,187.50	5,250.00	5,250.00	3,187.50	(2,062.50)							
		1532	03/29/89	-do-	750	1,050.00	637.50	1,050.00	1,050.00	637.50	(412.50)							
		1533	03/29/89	-do-	750	1,050.00	637.50	1,050.00	1,050.00	637.50	(412.50)							
		1534	03/29/89	-do-	3,750	5,250.00	3,187.50	5,250.00	5,250.00	3,187.50	(2,062.50)							
		1535	03/29/89	-do-	2,625	3,675.00	2,312.25	3,675.00	3,675.00	2,312.25	(1,362.75)							
		1773	04/15/99	-do-	600	15,400.00	9,350.00	15,400.00	15,400.00	9,350.00	(6,050.00)							
		1774	04/15/99	-do-	1,200	15,400.00	9,350.00	15,400.00	15,400.00	9,350.00	(6,050.00)							
		1775	04/15/99	-do-	4,200	15,400.00	9,350.00	15,400.00	15,400.00	9,350.00	(6,050.00)							
		1776	04/15/99	-do-	3,500	15,400.00	9,350.00	15,400.00	15,400.00	9,350.00	(6,050.00)							
		1777	04/15/99	-do-	1,500	15,400.00	9,350.00	15,400.00	15,400.00	9,350.00	(6,050.00)							
		2354	11/08/99	-do-	14,000	46,900.00	11,900.00	46,900.00	46,900.00	11,900.00	(35,000.00)							
		4015	07/05/00	-do-	2,000	6,800.00	1,700.00	6,800.00	6,800.00	1,700.00	(5,100.00)							
		4027	08/02/00	-do-	20,125	65,406.25	17,106.25	65,406.25	65,406.25	17,106.25	(48,300.00)							
	15% stock dividend	2891	04/07/00	Stock Dividend	227,340													
	12.5% stock dividend	4193	07/11/03	-do-	220,633													
	20% stock dividend	5080	08/09/05	-do-	397,139													
	20% stock dividend	5830	08/08/06	-do-	476,567													
	20% stock dividend	6582	08/07/07	-do-	324,380													
	20% stock dividend	7343	07/22/09	-do-	389,257													

Name of Trustee Bank	Certificate Number	Date Acquired	How Acquired	Number of Shares	Costs/Price			Book Value at Balance Sheet Date	Market Value	Unrealized Gain (Loss)	DIVIDEND							
					At Acquisition Date	At Closing/Balance Sheet Date	Acquisition Cost (including transaction fees)				Rate for the last 3 years preceeding Current Year							
											2018 (13)	2019 (14)	2020 (15)	Collected During the Year (16)	Accrued Previous Year (17)	Accrued Current Year (18)	Earned During the Year (19)	
	2	3	4	5	6	7	8	9	10	11	12 = (11-10)	2018 (13)	2019 (14)	2020 (15)	During the Year (16)	Accrued Previous Year (17)	Accrued Current Year (18)	Earned During the Year (19)
		8931		-d-	467,108		397,041.80		397,041.80	397,041.80	397,041.80							
		8520		-d-	467,108		397,041.80		397,041.80	397,041.80	397,041.80							
		8930		-d-	93,421		79,407.85		79,407.85	79,407.85	79,407.85							
		9925	10/4/2012	-d-	560,529		476,449.65		476,449.65	476,449.65	476,449.65							
		9924	10/4/2012	-d-	112,105		95,289.25		95,289.25	95,289.25	95,289.25							
		10780	08/06/13	-d-	134,526		114,347.10		114,347.10	114,347.10	114,347.10							
		10781	08/06/13	-d-	672,835		571,739.75		571,739.75	571,739.75	571,739.75							
		11594	08/05/14	-d-	80,716		68,608.60		68,608.60	68,608.60	68,608.60							
		11595	08/05/14	-d-	343,043.85		343,043.85		343,043.85	343,043.85	343,043.85							
		12393	08/04/15	-d-	532,727		452,817.95		452,817.95	452,817.95	452,817.95							
		13175	11/23/16	-d-	292,999		249,049.15		249,049.15	249,049.15	249,049.15							
		13957	08/08/17	-d-	307,649		261,501.65		261,501.65	261,501.65	261,501.65							
		14715	12/15/17	Purchased/ Stock Dividend	4,829,846	1,697,500.00	4,105,369.10	1,697,500.00	1,697,500.00	4,105,369.10	2,407,869.10							
		14726	08/08/18	Stock Dividend	564,524		479,845.40		479,845.40	479,845.40	479,845.40							
		15494	08/06/19	Stock Dividend	592,750	2,242,206.25	503,837.50	2,242,206.25	503,837.50	503,837.50	503,837.50							
					12,447,765	2,242,206.25	10,580,600.25	2,242,206.25	10,580,600.25	10,580,600.25	8,338,394.00	0.02940	0.04170	0.01392	173,272.88	-	-	173,272.88
		06075	07/29/97	Purchased	5,000	60,000.00	3,800.00	60,000.00	3,800.00	3,800.00	(56,200.00)							
		06081	07/31/97	-d-	9,000	180,000.00	6,840.00	180,000.00	6,840.00	6,840.00	(173,160.00)							
		06084	08/01/97	-d-	6,000		4,560.00		4,560.00	4,560.00	4,560.00							
		06093	08/08/97	-d-	4,100	4,400.00	3,116.00	4,400.00	3,116.00	3,116.00	(1,284.00)							
		06087	08/04/97	-d-	11,100	170,200.00	8,436.00	170,200.00	8,436.00	8,436.00	(161,764.00)							
		06094	08/08/97	-d-	4,800	55,200.00	3,648.00	55,200.00	3,648.00	3,648.00	(51,552.00)							
		06102	08/12/97	-d-	300	3,300.00	228.00	3,300.00	228.00	228.00	(3,072.00)							
		06157	09/22/97	-d-	19,700	216,700.00	14,972.00	216,700.00	14,972.00	14,972.00	(201,728.00)							
		06168	09/26/97	-d-	20,000	210,000.00	15,200.00	210,000.00	15,200.00	15,200.00	(194,800.00)							
		06174	10/14/97	-d-	20,000	180,000.00	15,200.00	180,000.00	15,200.00	15,200.00	(164,800.00)							
		06174	10/14/97	-d-	10,000	80,000.00	7,600.00	80,000.00	7,600.00	7,600.00	(72,400.00)							
		06183	10/23/97	-d-	10,000	80,000.00	7,600.00	80,000.00	7,600.00	7,600.00	(72,400.00)							
		06218	01/12/98	-d-	20,000	138,200.00	15,200.00	138,200.00	15,200.00	15,200.00	(123,000.00)							
		06228	01/27/98	-d-	17,000	108,800.00	12,800.00	108,800.00	12,800.00	12,800.00	(96,000.00)							
		06229	01/27/98	-d-	2,000	12,800.00	1,520.00	12,800.00	1,520.00	1,520.00	(11,280.00)							
		06247	04/17/98	-d-	1,000	9,000.00	760.00	9,000.00	760.00	760.00	(8,240.00)							
		06248	04/17/98	-d-	3,000	27,000.00	2,280.00	27,000.00	2,280.00	2,280.00	(24,720.00)							
		06288	08/21/98	-d-	4,000	32,000.00	3,040.00	32,000.00	3,040.00	3,040.00	(28,960.00)							
		06293	09/04/98	-d-	2,000	15,000.00	1,520.00	15,000.00	1,520.00	1,520.00	(13,480.00)							
		06298	08/25/98	-d-	2,000	7,500.00	1,520.00	7,500.00	1,520.00	1,520.00	(5,980.00)							
		06301	10/02/98	-d-	2,000	7,500.00	1,520.00	7,500.00	1,520.00	1,520.00	(5,980.00)							
		06306	10/09/98	-d-	2,000	15,000.00	1,520.00	15,000.00	1,520.00	1,520.00	(13,480.00)							
		06324	01/22/99	-d-	1,000	15,000.00	760.00	15,000.00	760.00	760.00	(14,240.00)							
		06329	02/12/99	-d-	1,000	9,000.00	760.00	9,000.00	760.00	760.00	(8,240.00)							
		06332	02/26/99	-d-	2,000	9,000.00	1,520.00	9,000.00	1,520.00	1,520.00	(7,480.00)							
		06347	04/23/99	-d-	1,000	18,000.00	760.00	18,000.00	760.00	760.00	(17,240.00)							
		06348	04/23/99	-d-	1,000	17,000.00	760.00	17,000.00	760.00	760.00	(16,240.00)							
		06353	04/30/99	-d-	2,000	17,000.00	1,520.00	17,000.00	1,520.00	1,520.00	(15,480.00)							
		06359	05/17/99	-d-	2,000	17,000.00	1,520.00	17,000.00	1,520.00	1,520.00	(15,480.00)							
		06363	05/21/99	-d-	2,000	17,000.00	1,520.00	17,000.00	1,520.00	1,520.00	(15,480.00)							

ANNUAL STATEMENT for the Year Ended December 31, 2021 of CITYPLANS, INCORPORATED

SCHEDULE 3-9 Corporate Assets - REAL ESTATE

TCT/CCT Number.; City/Province (1)	Area & Description of Lot / Building (2)	Name of Vendor (3)	Date Acquired (4)	Estimated Life of Building (5)	Actual Cost (6)	Accumulated Depreciation Building (7)	Net Book Value (8)	Market Value per Appraisal (9)	RENTAL INCOME				Encumbrance (if Any) (14)	
									Collected During the Year (10)	Accrued Previous Year (11)	Accrued Current Year (12)	Earned During the Year (13)		
Occupied by the Company:														
Lot														
Building														
Sub-total														
Investment Properties														
Lot														
Building														
Condominium Units at:														
A. Grand Emerald Tower located														
F. Ortigas Jr. Ave., Ortigas Center														
Pasig City														
Unit No. / CCT No.														
1702 / 0112012006155	21.20 sq.m		Nov. 2007		927,574.20	371,029.20	556,545.00							
1703 / 0112012006105	20.96 sq.m	City & Land Developers, Inc.	Nov. 2007		935,319.35	374,127.60	561,191.75							
1903 / 0112012006228	20.96 sq.m		Nov. 2007		926,248.25	370,498.80	555,749.45							
2003 / 0112012006103	20.96 sq.m		Nov. 2007		922,951.80	369,181.20	553,770.60							
2303 / 0112012006190	20.96 sq.m		Nov. 2007		923,538.05	369,415.20	554,122.85							
2603 / 0112012006302	20.96 sq.m		Nov. 2007		925,891.35	370,356.00	555,535.35							
2702 / 0112012006104	21.20 sq.m		Nov. 2007		938,734.10	375,493.20	563,240.90							
3102 / 0112012006137	21.20 sq.m		Nov. 2007		956,012.00	382,405.20	573,606.80							
3103 / 0112012006244	20.96 sq.m		Nov. 2007		933,801.05	373,520.40	560,280.65							
Sub-total														
				25 years	8,390,070.15	3,356,026.80	5,034,043.35	-	750,340.00	-	-	750,340.00		
B. Grand Central Residences located at														
EDSA cor. Sultan, Mandaluyong City														
Unit No. / CCT No.														
1708 / 008-2017010768	18.31 sq.m	Cityland Dev.	Aug. 2011		1,027,892.89	267,252.18	760,640.71							

TCT/CCT Number.; City/Province	Area & Description of Lot / Building	Name of Vendor	Date Acquired	Estimated Life of Building	Actual Cost	Accumulated Depreciation Building	Net Book Value	Market Value per Appraisal	RENTAL INCOME				Encumbrance (if Any)
									Collected During the Year (10)	Accrued Previous Year (11)	Accrued Current Year (12)	Earned During the Year (13)	
(1)	(2)	(3)	(4)	(5)	(6)	(7)	(8)	(9)	(10)	(11)	(12)	(13)	(14)
2208 / 008-2017009937	18.31 sq.m	Corporation	Aug. 2011		1,027,892.89	267,252.18	760,640.71						
0432 / 008-2017010769	18.06 sq.m		Aug. 2011		1,066,856.60	277,382.82	789,473.78						
0531 / 008-2017010781	18.42 sq.m		Aug. 2011		1,087,616.33	282,780.42	804,835.91						
0532 / 008-2017005509	18.06 sq.m		Aug. 2011		1,066,856.60	277,382.82	789,473.78						
0627 / 008-2017010210	18.42 sq.m		Aug. 2011		1,087,616.33	282,780.42	804,835.91						
0927 / 008-2017010783	18.42 sq.m		Aug. 2011		1,087,616.33	282,780.42	804,835.91						
1026 / 008-2017009943	18.31 sq.m		Aug. 2011		1,066,856.60	277,382.82	789,473.78						
0508 / 008-2017009946	18.31 sq.m		Aug. 2011		1,027,892.89	267,252.18	760,640.71						
0509 / 008-2017009947	18.42 sq.m		Aug. 2011		1,047,875.95	272,447.76	775,428.19						
0514 / 008-2018001157	18.42 sq.m		Aug. 2011		1,047,875.95	272,447.76	775,428.19						
0515 / 008-2017004601	18.06 sq.m		Aug. 2011		1,027,892.89	267,252.18	760,640.71						
0714 / 008-2018001158	18.42 sq.m		Aug. 2011		1,047,875.95	272,447.76	775,428.19						
0914 / 008-2018001159	18.42 sq.m		Aug. 2011		1,047,875.95	272,447.76	775,428.19						
0915 / 008-2017009942	18.31 sq.m		Aug. 2011		1,027,892.89	267,252.18	760,640.71						
1008 / 008-2017007854	18.06 sq.m		Aug. 2011		1,027,892.89	267,252.18	760,640.71						
1614 / 008-2017009591	18.42 sq.m		Aug. 2011		1,047,875.95	272,447.76	775,428.19						
1615 / 008-2018000618	18.31 sq.m		Aug. 2011		1,027,892.89	267,252.18	760,640.71						
0510 / 008-2018001152	18.11 sq.m.		April 2012		1,007,674.34	261,994.98	745,679.36						
0610 / 008-2017010776	18.11 sq.m.		April 2012		1,014,905.61	263,875.56	751,030.05						
0632 / 008-2017003534	18.31 sq.m.		April 2012		1,130,711.49	293,985.12	836,726.37						
0710 / 008-2016006702	18.11 sq.m.		April 2012		986,462.86	256,480.38	729,982.48						
0810 / 008-2016008002	18.11 sq.m.		April 2012		993,394.80	258,282.96	735,111.84						
1114 / 008-2017010777	18.42 sq.m		April 2012		1,141,246.12	296,723.70	844,522.42						
1714 / 008-2017010778	18.42 sq.m		April 2012		1,138,932.67	296,122.32	842,810.35						
2104 / 008-2018001166	29.88 sq.m.		April 2012		1,468,899.38	381,913.74	1,086,985.64						
2114 / 008-2017009948	18.42 sq.m.		April 2012		1,135,689.86	295,279.14	840,410.72						
2605 / 008-2016007584	30.30 sq.m.		April 2012		1,477,893.27	384,252.18	1,093,641.09						
2704 / 008-2017008061	29.88 sq.m.		April 2012		1,483,303.79	385,659.30	1,097,644.49						
2705 / 008-2017009951	30.30 sq.m.		April 2012		1,477,893.27	384,252.18	1,093,641.09						
2735 / 008-2018001155	30.30 sq.m.		April 2012		1,510,208.02	392,654.34	1,117,553.68						
2804 / 008-2017008408	29.88 sq.m.		April 2012		1,483,303.79	385,659.30	1,097,644.49						
3101 / 008-2018001165	29.88 sq.m.		April 2012		1,483,303.79	385,659.30	1,097,644.49						
3104 / 008-2017008407	29.88 sq.m.		April 2012		1,483,303.79	385,659.30	1,097,644.49						
3201 / 008-2018001168	29.88 sq.m.		April 2012		1,483,303.79	385,659.30	1,097,644.49						
0410 / 008-2016006687	18.11 sq.m.		April 2013		1,052,174.55	273,565.50	778,609.05						
0428 / 008-2017004600	18.11 sq.m.		April 2013		1,034,590.10	268,993.14	765,596.96						

TCT/CCT Number.; City/Province	Area & Description of Lot / Building	Name of Vendor	Date Acquired	Estimated Life of Building	Actual Cost	Accumulated Depreciation Building	Net Book Value	Market Value per Appraisal	RENTAL INCOME				Encumbrance (if Any)
									Collected During the Year (10)	Accrued Previous Year (11)	Accrued Current Year (12)	Earned During the Year (13)	
(1)	(2)	(3)	(4)	(5)	(6)	(7)	(8)	(9)	(10)	(11)	(12)	(13)	(14)
0528 / 008-2017010770	18.11 sq.m.		April 2013		1,038,163.40	269,922.12	768,241.28						
0612 / 008-2017009941	18.11 sq.m.		April 2013		1,017,573.03	264,568.98	753,004.05						
0712 / 008-2016006703	18.11 sq.m.		April 2013		1,024,782.82	266,443.32	758,339.50						
0812 / 008-2016007583	18.11 sq.m.		April 2013		1,082,437.68	281,434.14	801,003.54						
0928 / 008-2017009940	18.11 sq.m.		April 2013		1,072,093.47	278,743.92	793,349.55						
0530 / 008-2017009952	19.76 sq.m.		June 2013		1,173,933.30	305,222.58	868,710.72						
0726 / 008-2018000617	18.31 sq.m.		June 2013		1,172,946.36	304,965.96	867,980.40						
0732 / 008-2017010775	18.31 sq.m.		June 2013		1,172,946.36	304,965.96	867,980.40						
1208 / 008-2017007591	18.31 sq.m.		June 2013		1,188,525.13	309,016.50	879,508.63						
1510 / 008-2018001164	18.11 sq.m.		June 2013		1,184,551.40	307,983.00	876,568.40						
1728 / 008-2018001162	18.11 sq.m.		June 2013		1,190,331.66	309,486.06	880,845.60						
2128 / 008-2018000619	18.11 sq.m.		June 2013		1,185,615.86	308,259.90	877,355.96						
2214 / 008-2018001154	18.42 sq.m.		June 2013		1,190,441.27	309,514.92	880,926.35						
2310 / 008-2017010782	18.11 sq.m.		June 2013		1,181,146.38	307,097.70	874,048.68						
2312 / 008-2017009089	18.11 sq.m.		June 2013		1,190,749.06	309,594.48	881,154.58						
3212 / 008-2017009945	18.11 sq.m.		June 2013		1,185,177.14	308,146.02	877,031.12						
3612 / 008-2018001877	18.11 sq.m.		June 2013		1,180,994.05	307,058.70	873,935.35						
Sub-total				25 years	63,405,268.76	16,485,370.20	46,919,898.56	-	2,221,573.55	-	-	2,221,573.55	
C. The Manila Residences located at													
2310 Taft Avenue, Malate Manila													
Unit No. / CCT No.													
0807 / 002-2016012026	24.99 sq.m		Aug. 2011		1,502,144.03	385,550.55	1,116,593.48						
0808B / 002-201601123	21.24 sq.m		Aug. 2011		1,325,200.43	340,134.41	985,066.02						
1007 / 002-2016011982	26.05 sq.m		Aug. 2011		1,469,208.71	377,096.72	1,092,111.99						
1107 / 0022016016234	26.05 sq.m		Aug. 2011		1,441,089.45	369,879.51	1,071,209.94						
1230 / 002-2016012027	24.73 sq.m		Aug. 2011		1,447,892.00	371,625.87	1,076,266.13						
2030 / 002-2017001435	24.73 sq.m		Aug. 2011		1,429,763.07	366,972.76	1,062,790.31						
2330 / 002-2017001436	24.73 sq.m		Aug. 2011		1,509,185.69	387,357.74	1,121,827.95						
2530 / 002-2017001629	24.73 sq.m		Aug. 2011		1,430,679.29	367,207.61	1,063,471.68						
2630 / 002-2016012029	24.73 sq.m		Aug. 2011		1,470,019.92	377,305.39	1,092,714.53						
4011 / 002-2016013490	16.21 sq.m		Aug. 2011		1,210,488.74	310,691.92	899,796.82						
3935 / 002-2017001728	20.18 sq.m		June 2014		1,513,304.40	388,414.95	1,124,889.45						
4035 / 002-2016011530	20.18 sq.m		June 2014		1,513,304.40	388,414.95	1,124,889.45						
3835 / 002-2016016232	20.18 sq.m		June 2014		1,597,671.81	410,068.89	1,187,602.92						

TCT/CCT Number.; City/Province	Area & Description of Lot / Building	Name of Vendor	Date Acquired	Estimated Life of Building	Actual Cost	Accumulated Depreciation Building	Net Book Value	Market Value per Appraisal	RENTAL INCOME				Encumbrance (if Any)
									Collected During the Year	Accrued Previous Year	Accrued Current Year	Earned During the Year	
(1)	(2)	(3)	(4)	(5)	(6)	(7)	(8)	(9)	(10)	(11)	(12)	(13)	(14)
3635 / 002-2016016372	20.18 sq.m		June 2014		1,585,332.46	406,901.88	1,178,430.58						
2835 / 002-2017000122	20.18 sq.m		June 2014		1,596,747.26	409,831.73	1,186,915.53						
2935 / 002-2017000120	20.18 sq.m		June 2014		1,695,792.79	435,253.28	1,260,539.51						
2707 / 002-2016016342	26.05 sq.m		June 2014		1,884,557.13	483,703.22	1,400,853.91						
3907 / 002-2016013878	26.05 sq.m		June 2014		1,920,104.08	492,826.95	1,427,277.13						
3707 / 002-2017002248	26.05 sq.m		June 2014		1,964,209.51	504,147.49	1,460,062.02						
3507 / 002-2017000747	26.05 sq.m		June 2014		2,039,123.51	523,375.16	1,515,748.35						
3407 / 002-2016012004	26.05 sq.m		June 2014		2,039,123.51	523,375.16	1,515,748.35						
3307 / 002-2017001727	26.05 sq.m		June 2014		2,173,001.97	557,737.18	1,615,264.79						
2907 / 002-2016013905	26.05 sq.m		June 2014		2,105,628.27	540,444.52	1,565,183.75						
Sub-total				25 years	37,863,572.43	9,718,317.84	28,145,254.59	-	636,632.17	-	-	636,632.17	
D. Makati Executive Tower IV located at P. Medina/Gil Puyat, Makati City													
Unit No. / CCT No.													
1106 006-2014010974	28.163 sq.m.	Cityland Dev. Corporation	April 2012		1,571,513.20	560,506.66	1,011,006.54						
1206 006-2014010067	28.16 sq.m.	Corporation	April 2012		1,582,983.55	564,597.27	1,018,386.28						
1604 006-2014010972	26.5 sq.m.		April 2012		1,578,566.00	563,022.23	1,015,543.77						
1806 006-2014009962	28.16 sq.m.		April 2012		1,582,392.55	564,386.48	1,018,006.07						
2006 006-2014010976	28.16 sq.m.		April 2012		1,581,216.15	563,967.04	1,017,249.11						
Sub-total				25 years	7,896,671.45	2,816,479.68	5,080,191.77	-	8,922.21	-	-	8,922.21	
E. Pines Peak Tower I located at Union Pines/Pines Sts Barangka 'Mandaluyong City													
Unit No. / CCT No.													
1024 / 008-2017011254	19.45 sq.m.	Cityland Dev. Corporation	Aug. 2012		984,174.03	229,640.60	754,533.43						
1033 / 008-2018000778	19.45 sq.m.	Corporation	Aug. 2012		984,174.03	229,640.60	754,533.43						
1124 / 008-2017009938	19.45 sq.m.		Aug. 2012		984,174.03	229,640.60	754,533.43						
1133 / 008-2017009934	19.45 sq.m.		Aug. 2012		984,174.03	229,640.60	754,533.43						
1224 / 0082017011279	19.45 sq.m.		Aug. 2012		984,174.03	229,640.60	754,533.43						
1233 / 008-2017011281	19.45 sq.m.		Aug. 2012		984,174.03	229,640.60	754,533.43						
1524 / 008-2017011282	19.45sq.m.		Aug. 2012		984,174.03	229,640.60	754,533.43						

TCT/CCCT Number.; City/Province	Area & Description of Lot / Building	Name of Vendor	Date Acquired	Estimated Life of Building	Actual Cost	Accumulated Depreciation Building	Net Book Value	Market Value per Appraisal	RENTAL INCOME					Encumbrance (if Any)
									Collected During the Year	Accrued Previous Year	Accrued Current Year	Earned During the Year	(14)	
(1)	(2)	(3)	(4)	(5)	(6)	(7)	(8)	(9)	(10)	(11)	(12)	(13)	(14)	
1533 / 008-2017011283	19.45 sq.m.		Aug. 2012		984,174.03	229,640.60	754,533.43							
1624 / 008-2017010771	19.45 sq.m.		Aug. 2012		984,174.03	229,640.60	754,533.43							
1633 / 008-2017010772	19.45 sq.m.		Aug. 2012		984,174.03	229,640.60	754,533.43							
1724 / 008-2017010773	19.45 sq.m.		Aug. 2012		984,174.03	229,640.60	754,533.43							
1733 / 008-2017010774	19.45 sq.m.		Aug. 2012		984,174.03	229,640.60	754,533.43							
1824 / 008-2017010788	19.45 sq.m.		Aug. 2012		984,174.03	229,640.60	754,533.43							
1833 / 008-2017009939	19.45 sq.m.		Aug. 2012		984,174.03	229,640.60	754,533.43							
Sub-total				25 years	13,778,436.42	3,214,968.40	10,563,468.02	-	477,682.11	-	-	477,682.11	-	
GRAND TOTALS					131,334,019.21	35,591,162.92	95,742,856.29	-	4,095,150.04	-	-	4,095,150.04	-	

ANNUAL STATEMENT for the Year Ended December 31, 2021 of CITYPLANS, INCORPORATED

SCHEDULE 3-10 Corporate Assets - OTHER INVESTMENTS

Description	Account Number	Date of Placement	Date of Maturity	Number of Shares / Units	Acquisition cost	Market Value	INTEREST				
							Collected During the Year (8)	Accrued Previous Year (9)	Accrued Current Year (9)	Earned During the Year (10)	
(1)	(2)	(3)	(4)	(5)	(6)	(7)	(8)	(9)	(9)	(10)	
1											
2											
3											
4		N	O	N	E						
5											
6											
7											
8											
9											
10											
TOTAL											

ANNUAL STATEMENT for the Year Ended December 31, 2021 of CITYPLANS, INCORPORATED

SCHEDULE 3-11 Corporate Assets - ACCRUED INVESTMENT INCOME

Kind of Investment	Collected During the Year (2)	Accrued Investment Income		Unearned Investment Income		Earned During the Year (2-3+4+5-6) (7)
		Current Year (5)	Previous Year (6)	Current Year (3)	Previous Year (4)	
1 Interest on Government Securities	792,224.70	266,298.90	29,983.21	-	-	555,909.01
2 Income on Corporate Bonds	-	-	-	-	-	-
3 Dividends on Stocks	233,393.39	-	-	-	-	233,393.39
4 Income on Real Estate	4,095,150.04	-	-	-	-	4,095,150.04
5 Interest on Mortgage Loans	-	-	-	-	-	-
6 Interest on Planholders' Loans	-	-	-	-	-	-
7 Income on Short Term Investments	-	-	-	-	-	-
8 Income on Other Investments	-	-	-	-	-	-
9 Interest on Bank Deposits	2,247,471.20	160,665.12	305,005.09	-	-	2,102,738.65
Others:						
10 IPF - Time Deposit	657.30	653.33	210.74	-	-	1,099.89
TOTAL	7,368,896.63	427,617.35	335,199.04	-	-	6,988,290.98

ANNUAL STATEMENT for the Year Ended December 31, 2021 of CITYPLANS, INCORPORATED

SCHEDULE Corporate Assets 3-12 ACCOUNTS/ NOTES RECEIVABLE

Name / Address of Debtor or Maker of Note*	Date Granted / Issued (2)	Original Amount (3)	Date of Last Payment (4)	Amount Paid During the Year (5)	Balance as of 12/31/2020 (7)	Balance as of 12/31/2021 (8)	Remarks <i>(Description: Mature, and Security, if any)</i> (8)
Accounts Receivable:							
Secured:							
1 Accounts Receivable- CLDI	12/31/2021		10/7/2021			39,286.96	Sharing of Expenses
2 Accounts Receivable- SSS	9/30/2021		none			10,800.00	Sickness benefit
3 Accounts Receivable- Interco.	12/16/2020 & 2/1/2021					2,897.21	GET UBP (U2102) Janitorial Services
Various Clients	8/2011 & 2020			569.14	569.14	-	Elec Bill GET U 1603 & TMR2
Various Clients - AP Registration	12/11/2019 & 12/12/2019		1/2/2019	-	42,367.39	55,292.23	Advances A/P Registration
Various Clients - RET	12/2/2019		3/21/2019	-	127,694.48	159,299.12	RET payments
Various Clients -EST. REG.	12/2/2019		12/27/2019	-	600.00	51,052.50	Estimated Registration Expenses
Various Clients - TMR2	12/2/2019		4/29/2019	-	600.00	-	Fire tax for TMR2 for 2020
Various Client - Bill deposit Applied	8/3/2021			-	-	3,992.92	Bill deposit applied
Unsecured:							
1							
2							
3							
Sub-total				-	171,231.01	322,620.94	
Installment Contracts Receivable							
Secured:							
1 Various Clients				8,471,865.45	29,459,653.30	20,987,787.85	Receivable from Sale of Real Estate
2							
3							
Unsecured:							
1							
2							
3							
Sub-total					29,459,653.30	20,987,787.85	
Other Receivable:*							
1							
2							
3							
Sub-total							
GRAND TOTALS					29,630,884.31	21,310,408.79	
*To be itemized in detail.							

ANNUAL STATEMENT for the Year Ended December 31, 2021 of CITYPLANS, INCORPORATED

SCHEDULE Corporate assets 3-14 Corporate Assets - INVENTORIES

Particulars	Nature of Account	COST		Remarks
		Previous Year	Current Year	
(1)	(2)	(3)	(4)	(5)
1				
2				
3	N	N	E	
4				
5				
6				
7				
TOTAL				
*To be Itemized in detail.				

ANNUAL STATEMENT for the Year Ended December 31, 2021 of CITYPLANS, INCORPORATED

SCHEDULE 3-15 Corporate Assets - OTHER ASSETS

Particulars		Nature of Account	Balance Previous Year	Balance of Current Year	Remarks
(1)		(2)	(3)	(4)	(5)
1	Input Tax	VAT on Purchases	29,276.69	3,643.13	
2	Other Assets - PLDT	Deposit for Tel. Instrument	800.00	800.00	
3	Other Assets - Meter Deposit	Deposit for Electric Meter	84,160.47	63,964.47	
4	Other Assets - CC10 Asso. (Elevator)	Capitalized Asset	6,318.44	5,616.32	
5	Net Pension Asset / Liability	Retirement Plan for Employees	372,924.00	34,404.00	
6	Prepaid Tax / Expenses	Prepaid Income Tax / RET	1,249,649.11	1,548,016.80	
7	Other Assets - One Taft Residences Units	Condominium Units (under construction as of December 31, 2021)	19,421,038.40	19,421,038.40	
8					
9					
10					
	TOTAL		21,164,167.11	21,077,483.12	
*To be Itemized in detail.					

ANNUAL STATEMENT for the Year Ended December 31, 2021 of CITYPLANS, INCORPORATED

SCHEDULE 4 - INSURANCE PREMIUM RESERVE

Plan		Balance of	Balance
		Previous Year	Current Year
(1)		(2)	(3)
1	Memorial		
2	Pension	84,858.45	70,340.39
3	Education		
TOTAL		84,858.45	70,340.39

ANNUAL STATEMENT for the Year Ended December 31, 2021 of CITYPLANS, INCORPORATED

SCHEDULE 5 - OTHER RESERVES

Plan	(1)	Balance of	Balance
		Previous Year	Current Year
		(2)	(3)
PENSION			
1	Pension Bonus	416,798.35	300,110.35
2	Trust Fund Deficiency	4,812,773.50	-
3			
TOTAL		5,229,571.85	300,110.35

ANNUAL STATEMENT for the Year Ended December 31, 2021 of CITYPLANS, INCORPORATED

SCHEDULE 6 - PLANHOLDERS' BENEFITS PAYABLE

Name of Planholder (1)	Contract Number (2)	Nature of Account (3)	Balance Previous Year (4)	Balance Current Year (5)	Remarks (6)
RIAL PLAN:					
Basket (SEC)					
1					
2					
3					
4					
5					
	Sub-total		-	-	
B. New Basket (IC)					
1					
2					
3					
4					
5					
	Sub-total		-	-	
	Total		-	-	
PENSION PLAN:					
A. Old Basket (SEC)					
1	Roxanne C. Querubin	11630	Staled Check -FS-MV & PB; Add'l PB for 2002	11,771.31	11,771.31
2	Fernando Flores	10651	Staled Check -Additional Pension Bonus	71.53	71.53
3	Susan Alviola	10708	Staled Check -Additional Pension Bonus	848.91	848.91
4	Natalia S. Paulme	10780	Staled Check -Additional Pension Bonus	101.24	101.24
5	Ma. Geraldine S. Solitario	14635	Additional pension bonus for 2002	2,849.27	2,849.27
6	Salvador B. dela Peña	12046	Additional pension bonus -2002 / PB Dec 2001	2,271.87	2,271.87
7	Rodelio S. Roque	12138	Additional pension bonus for 2002	163.76	163.76
8	Joy A. Dean	10752	Additional pension bonus for 2002	408.02	408.02
9	Cheryl M. Zamora	10768	Additional pension bonus for 2002	408.02	408.02
10	Joel F. Malicsi	11678	Additional pension bonus-2002 / PB Dec. 2001	601.92	601.92
11	Teodoro Q. Valbuena	11982	Additional pension bonus-2002 / PB Dec. 2001	603.57	603.57
12	Raquel C. Canlas	11213	Full settlement of pension bonus – Dec. 2001	395.25	395.25
13	Jose O. Fournier	10703	Full settlement of pension bonus – Dec. 2001	2,120.08	2,120.08
14	Marvin T. Caro	11291	Full settlement of pension bonus – Dec. 2001	422.19	422.19
15	Alexander F. de Vera	10380	Full settlement of pension bonus – Dec. 2001	355.82	355.82
16	Ma. Belinda Medrana	12235	Staled Check-Additional pension bonus for 2003	1,774.64	1,774.64
17	Antonio Santos	12024	Staled Check-Additional pension bonus for 2003	134.55	134.55
18	Rodolfo L. Montero	11842	Staled Check-Additional pension bonus for 2004	653.70	653.70
19	Eleonor Maglalang	20431	Staled Check- Termination Values 03/03/05	997.50	997.50
20	Julieta N. Navor	14874	Additional pension bonus for 2003	310.80	310.80
21	Helen C. Lay	14842	Additional pension bonus for 2003	222.43	222.43
22	Soliza Nora F. Tornea	12559	Additional pension bonus for 2003	231.57	231.57
23	Magdalena M. Rañada	15913	Additional pension bonus for 2003	214.10	214.10
24	Angelito M. Rañada Jr.	15916	Additional pension bonus for 2003	212.78	212.78
25	Senen D. Sevilla	15576	Additional pension bonus for 2003	181.16	181.16
26	Evelyn C. Palarca	10747	Additional pension bonus for 2003	308.46	308.46
27	Joseph Y. Jimenez	10868	Additional pension bonus for 2003	166.26	166.26
28	Edna M. Jimenez	10866	Additional pension bonus for 2003	166.26	166.26
29	Marianito B. Aranas	18038	Additional pension bonus for 2004	252.73	252.73
30	Raymond Enriquez	16967	Additional pension bonus for 2004	360.74	360.74
31	Arce! Oblea	17055	Additional pension bonus for 2004	1,252.84	1,252.84
32	Anita A. Regado	16303	Additional pension bonus for 2004	296.39	296.39
33	Joel R. Peñamora	17124	Additional pension bonus for 2004	245.73	245.73
34	Lourdes F. Quising	17867	Additional pension bonus for 2004	1,302.14	1,302.14
35	Belen B. Marciano	18060	Additional pension bonus for 2004	232.83	232.83
36	Ovette N. Ricalde	15495	Additional pension bonus for 2004	469.76	469.76
37	Joseph Aaron Miravalles	16922	Additional pension bonus for 2004	184.64	184.64
38	Julio Cesar M. Manalo	12198	Additional pension bonus for 2012	91.00	91.00
39	Ramon I. Manuel	15324	Staled Check -Additional Pension Bonus	207.98	207.98
40	Numida Pantaleon	18024	Staled Check -Additional Pension Bonus	548.72	548.72
41	Mary Ann Monterola	10413	Staled Checks & Hold Monthly Pension	19,416.22	20,616.22
42	Gerard Thomas Atienza	10646	Staled Check -Full settlement of MV & bonus	11,580.75	11,580.75
43	Wilbert Sy	18408/18409/18410	Staled Check -Additional Pension Bonus	976.96	976.96
44	Monica S. Blanco	17004	Staled Check -Additional Pension Bonus	148.52	148.52
45	Aran Jason M. Manalo	18015	Staled Check -Additional Pension Bonus	388.87	388.87
46	Loida Malaca	19020	Staled Check -Additional Pension Bonus	293.67	293.67
47	Erlinda Villaruel	10285	Staled Check -Additional Pension Bonus	708.76	708.76
48	Belen Marciano	11180	Staled Check -Additional Pension Bonus	232.83	232.83
49	Leonidita B. Pascual	12062	Staled Check -Additional Pension Bonus	695.36	695.36
50	Rickzon Umali	11042	Staled Check -Full settlement of MV & bonus	54,752.94	54,752.94
51	Antonio Pascual	10507	Staled Check -Additional Pension Bonus	350.38	350.38
52	Renato D. Barba	10369	Staled Check -Additional Pension Bonus	135.11	135.11
53	Oscar Malimban	11135	Staled Check – Additional pension bonus	686.72	686.72
54	Ferdinand De Leon	17564	Staled Check – Additional pension bonus	186.55	186.55
55	Ramon Nino De Leon	12271	Staled Check – Additional pension bonus	186.57	186.57
56	Teresita Santos	10630	Staled Check – Additional pension bonus	634.31	634.31
57	Marissa A. Ceraos	13963	Staled Check -TV(excess after settlement of loan)	7,183.97	7,183.97
58	Danilo R. Eusebio	18294	Staled Check -TV(excess after settlement of loan)	4,824.82	4,824.82
59	Elenita R. Dimacuha	11833	Staled Check -MV(excess after settlement of loan)	400.00	400.00
60	Liberato Herbert Martinito Jr.	18984	Staled Check -TV(excess after settlement of loan)	2,885.98	2,885.98
61	Jesus C. Mendoza	18591	Staled Checks & Hold Monthly Pension	129,872.66	141,872.66
62	Jannah E. Sicut	18819	Staled Checks & Hold Monthly Pension	-	-
63	Henry B. Bentir	11109	Staled Checks & Hold Monthly Pension	121,896.07	133,896.07
64	Julieth P. Benson	20266	Staled Checks & Hold Monthly Pension	34,220.42	37,820.42
65	Lilian S. Cortez	10979	Staled Checks & Hold Monthly Pension	12,600.00	21,000.00
66	Apolinario Solmeo	12630	Staled Check-TV & Pension Bonus	4,198.15	4,198.15
67	Mary Chile Villaseran	10059	Staled Check -Additional Pension bonus for 2010	1,217.19	1,217.19
68	Alicia D. Angeles	19160	Staled Check -Additional Pension bonus for 2010	186.51	186.51
69	Czara Jane Lee	10103	Staled Check -Additional Pension bonus for 2010	486.62	486.62

Name of Planholder	Contract Number	Nature of Account	Balance Previous Year	Balance Current Year	Remarks
(1)	(2)	(3)	(4)	(5)	(6)
70 Czara Jane Lee	10061	Staled Check -Additional Pension bonus for 2010	486.62	486.62	
71 Guillermo/Jayrold Christian Abil	19474	Staled Check-MV & Pension Bonus	-	-	
72 Alexander J. Lazona	11828	Staled Checks & Hold Monthly Pension	117,674.84	129,674.84	
73 Sonny G. Ang	11077	Staled Check -Full settlement of MV & bonus	76,264.33	76,264.33	
74 Leo D. Bernardino	11616	Staled Check -Full settlement of MV & bonus	-	-	
75 Avegail M. Alagar	12327	Staled Check -Full settlement of MV & bonus	111,387.76	111,387.76	
76 Rodrigo M. Ocampo	12032	Staled Checks & Hold Monthly Pension	229,615.27	253,615.27	
77 Vergel Benedict R. Dela Cruz	19715	Staled Checks & Hold Monthly Pension	316,670.61	352,670.61	
78 Gabriel P. Reyala Jr.	11939	Staled Checks & Hold Monthly Pension	31,200.00	34,800.00	
79 Gabriel P. Reyala Jr.	20367	Staled Checks & Hold Monthly Pension	25,203.43	32,403.43	
80 Lea A. Macandandang	19696	Staled Check -Full settlement of MV & bonus	10,725.76	10,725.76	
81 Ma. Teresa R. Cruz	10027	Additional interest on pension bonus (2005-2011)	304.30	304.30	
82 Edwin Q. Raymundo	10031	Additional interest on pension bonus (2005-2011)	433.45	433.45	
83 Jeannie Vilma N. Raymundo	10196	Additional interest on pension bonus (2005-2011)	457.31	457.31	
84 Daniel L. De Luna Jr.	10062	Additional interest on pension bonus (2005-2011)	486.48	486.48	
85 Miriam I. Lipata	10075	Additional interest on pension bonus (2005-2011)	416.69	416.69	
86 Ma. Doliza R. Rifon	10082	Additional interest on pension bonus (2005-2011)	486.62	486.62	
87 Donna Bella L. De Luna	10091	Additional interest on pension bonus (2005-2011)	190.80	190.80	
88 Amancio G. Mantaring	10098	Additional interest on pension bonus (2005-2011)	974.09	974.09	
89 Elvira I. Urtula	10104	Additional interest on pension bonus (2005-2011)	304.30	304.30	
90 Elvira I. Urtula	10105	Additional interest on pension bonus (2005-2011)	304.30	304.30	
91 Josephine L. De Luna	10106	Additional interest on pension bonus (2005-2011)	340.01	340.01	
92 Josephine L. De Luna	10107	Additional interest on pension bonus (2005-2011)	340.01	340.01	
93 Josephine L. De Luna	10108	Additional interest on pension bonus (2005-2011)	340.01	340.01	
94 Josephine L. De Luna	10109	Additional interest on pension bonus (2005-2011)	340.01	340.01	
95 Ricardo O. Lojera	10111	Additional interest on pension bonus (2005-2011)	155.89	155.89	
96 Ian Kenneth G. Liuson	10185	Additional interest on pension bonus (2005-2011)	529.19	529.19	
97 Erlinda S. Villaruel	10285	Additional interest on pension bonus (2005-2011)	45.39	45.39	
98 Leonida A. Basa	10303	Additional interest on pension bonus (2005-2011)	34.45	34.45	
99 George J. Salvador	10304	Additional interest on pension bonus (2005-2011)	157.31	157.31	
100 Reynaldo A. Kangleon	10385	Additional interest on pension bonus (2005-2011)	211.42	211.42	
101 Agustina P. Abordo	10390	Additional interest on pension bonus (2005-2011)	93.41	93.41	
102 Mary Ann E. Monterola	10413	Additional interest on pension bonus (2005-2011)	163.11	163.11	
103 Lilia R. Gelena	10425	Additional interest on pension bonus (2005-2011)	138.33	138.33	
104 Patrocino B. Mariano	10427	Additional interest on pension bonus (2005-2011)	207.14	207.14	
105 William B. Mariano	10428	Additional interest on pension bonus (2005-2011)	99.68	99.68	
106 Arnel O. Legada	10449	Additional interest on pension bonus (2005-2011)	141.05	141.05	
107 Elizabeth S. Bringas	10482	Additional interest on pension bonus (2005-2011)	297.67	297.67	
108 Emmanuelle S. Bringas	10483	Additional interest on pension bonus (2005-2011)	99.39	99.39	
109 Alhamed V. Majini	10495	Additional interest on pension bonus (2005-2011)	144.93	144.93	
110 Fe-Attik E. Adil	10546	Additional interest on pension bonus (2005-2011)	186.03	186.03	
111 Fe-Attik E. Adil	10704	Additional interest on pension bonus (2005-2011)	225.37	225.37	
112 Fe-Attik E. Adil	10904	Additional interest on pension bonus (2005-2011)	267.27	267.27	
113 Regina r. Gomez	10551	Additional interest on pension bonus (2005-2011)	286.51	286.51	
114 Ma Beatriz L. Cagampang	10595	Additional interest on pension bonus (2005-2011)	181.45	181.45	
115 Toribio E. Ramos	10599	Additional interest on pension bonus (2005-2011)	186.76	186.76	
116 Remedios S. Ampongan	10601	Additional interest on pension bonus (2005-2011)	129.57	129.57	
117 Michael Derick P. Co	10674	Additional interest on pension bonus (2005-2011)	230.74	230.74	
118 Frank S. Chan	10742	Additional interest on pension bonus (2005-2011)	1,366.85	1,366.85	
119 Norbita M. Biag	10762	Additional interest on pension bonus (2005-2011)	156.02	156.02	
120 Sergio L. Velasquez	10770	Additional interest on pension bonus (2005-2011)	63.34	63.34	
121 Sergio L. Velasquez	10771	Additional interest on pension bonus (2005-2011)	63.27	63.27	
122 Emeliana P. Caraig	10773	Additional interest on pension bonus (2005-2011)	86.82	86.82	
123 Carlito L. Macale	10778	Additional interest on pension bonus (2005-2011)	63.27	63.27	
124 Carlito L. Macale	10779	Additional interest on pension bonus (2005-2011)	93.22	93.22	
125 Naomi V. Sendiong	10805	Additional interest on pension bonus (2005-2011)	375.93	375.93	
126 Rosalinda R. Jungco	10835	Additional interest on pension bonus (2005-2011)	183.93	183.93	
127 Rebecca L. Sevilla	10840	Additional interest on pension bonus (2005-2011)	187.27	187.27	
128 Emmanuel A. Perez	10851	Additional interest on pension bonus (2005-2011)	275.77	275.77	
129 Luisa G. Morales	10855	Additional interest on pension bonus (2005-2011)	75.39	75.39	
130 Erlinda C. Valiente	10857	Additional interest on pension bonus (2005-2011)	183.61	183.61	
131 Norma Sol V. Yanson	10869	Additional interest on pension bonus (2005-2011)	187.95	187.95	
132 Miralyn M. Molaneda	10890	Additional interest on pension bonus (2005-2011)	189.95	189.95	
133 Lorena J. Villanueva	10944	Additional interest on pension bonus (2005-2011)	374.90	374.90	
134 Philemon O. Organo	10947	Additional interest on pension bonus (2005-2011)	100.77	100.77	
135 Teddy A. Irenea	10959	Additional interest on pension bonus (2005-2011)	257.75	257.75	
136 Alicia R. Santos	10972	Additional interest on pension bonus (2005-2011)	530.65	530.65	
137 Melanie S. Chua	10986	Additional interest on pension bonus (2005-2011)	191.38	191.38	
138 Maria Sylvia L. Cruz	11009	Additional interest on pension bonus (2005-2011)	315.78	315.78	
139 Rickzon F. Umali	11042	Additional interest on pension bonus (2005-2011)	175.94	175.94	
140 Sonny G. Ang	11077	Additional interest on pension bonus (2005-2011)	220.37	220.37	
141 Rosario G. Comia	11085	Additional interest on pension bonus (2005-2011)	397.57	397.57	
142 Tita P. Huddleston	11091	Additional interest on pension bonus (2005-2011)	300.91	300.91	
143 Riza M. Del Mundo	11098	Additional interest on pension bonus (2005-2011)	315.98	315.98	
144 Henry B. Bentir	11109	Additional interest on pension bonus (2005-2011)	312.95	312.95	
145 John Darry A. Lim	11121	Additional interest on pension bonus (2005-2011)	59.64	59.64	
146 Douglas R. Cunanan	11148	Additional interest on pension bonus (2005-2011)	1,560.07	1,560.07	
147 Loriza E. Dagdag	11185	Additional interest on pension bonus (2005-2011)	356.91	356.91	
148 Ma. Celsa Gregoria Paula A. P.	11217	Additional interest on pension bonus (2005-2011)	241.50	241.50	
149 Ma. Teresa S. Pamintuan	11232	Additional interest on pension bonus (2005-2011)	353.58	353.58	
150 Recuerdo J. Santiago	11248	Additional interest on pension bonus (2005-2011)	41.62	41.62	
151 Aurora C. Javier	11254	Additional interest on pension bonus (2005-2011)	348.15	348.15	
152 Fernando N. Pangga	11255	Additional interest on pension bonus (2005-2011)	353.70	353.70	
153 Virginia S. Balinas	11257	Additional interest on pension bonus (2005-2011)	65.91	65.91	
154 Maria Ellen D. Chua	11265	Additional interest on pension bonus (2005-2011)	482.38	482.38	
155 Eliza B. Loyao	11270	Additional interest on pension bonus (2005-2011)	335.62	335.62	
156 Redempta G. Vergara	11301	Additional interest on pension bonus (2005-2011)	718.24	718.24	
157 Redempta G. Vergara	11302	Additional interest on pension bonus (2005-2011)	520.29	520.29	
158 James C. Sy	11344	Additional interest on pension bonus (2005-2011)	386.39	386.39	
159 Leo D. Bernardino	11616	Additional interest on pension bonus (2005-2011)	-	-	
160 Merlyn P. Espirituoso	11691	Additional interest on pension bonus (2005-2011)	289.59	289.59	
161 Adoracion C. Gonzaga	11795	Additional interest on pension bonus (2005-2011)	235.36	235.36	
162 Alexander J. Lazona	11828	Additional interest on pension bonus (2005-2011)	385.70	385.70	
163 Redempta E. Cawaling	11866	Additional interest on pension bonus (2005-2011)	359.47	359.47	
164 Maximo M. Bayno	11876	Additional interest on pension bonus (2005-2011)	586.99	586.99	
165 Amador T. De Leon	11945	Additional interest on pension bonus (2005-2011)	664.84	664.84	

	Name of Planholder	Contract Number	Nature	Balance	Balance	Remarks
			of Account	Previous Year	Current Year	
(1)	(2)	(3)	(4)	(5)	(6)	
166	Anna Lissa M. Guinto	12034	Additional interest on pension bonus (2005-2011)	706.62	706.62	
167	Gloria D. Bautista	12093	Additional interest on pension bonus (2005-2011)	703.25	703.25	
168	Sylvia A. Palugod	12144	Additional interest on pension bonus (2005-2011)	329.86	329.86	
169	Rafael R. Buenaventura	12147	Additional interest on pension bonus (2005-2011)	709.36	709.36	
170	Erlinda B. Franco	12192	Additional interest on pension bonus (2005-2011)	226.84	226.84	
171	Romancito S. Romano	12288	Additional interest on pension bonus (2005-2011)	371.78	371.78	
172	Apolinario G. Lacanilao	12424	Additional interest on pension bonus (2005-2011)	391.23	391.23	
173	Quennie D. Solomon	12500	Additional interest on pension bonus (2005-2011)	83.79	83.79	
174	Rogelio E. Encarnacion	12607	Additional interest on pension bonus (2005-2011)	166.64	166.64	
175	Benjamin D. Tejada	12654	Additional interest on pension bonus (2005-2011)	321.56	321.56	
176	Isabelito R. De Guzman	12773	Additional interest on pension bonus (2005-2011)	98.36	98.36	
177	Ann Ng	12862	Additional interest on pension bonus (2005-2011)	96.47	96.47	
178	Ana Meren T. Bersamin-Tan	12879	Additional interest on pension bonus (2005-2011)	19.41	19.41	
179	Aniceto M. Noguera	12890	Additional interest on pension bonus (2005-2011)	437.65	437.65	
180	Myrna C. Arce	13453	Additional interest on pension bonus (2005-2011)	87.42	87.42	
181	Avelina C. Alberastine	13488	Additional interest on pension bonus (2005-2011)	361.02	361.02	
182	Prescilla D. Acob	13528	Additional interest on pension bonus (2005-2011)	349.26	349.26	
183	Albert M. Ortega	13602	Additional interest on pension bonus (2005-2011)	552.59	552.59	
184	Luis B. Odero	13767	Additional interest on pension bonus (2005-2011)	180.53	180.53	
185	Merlo D. Mañalac	14081	Additional interest on pension bonus (2005-2011)	142.82	142.82	
186	Merlo D. Mañalac	14082	Additional interest on pension bonus (2005-2011)	107.12	107.12	
187	Merlo D. Mañalac	14082	Additional interest on pension bonus (2005-2011)	107.12	107.12	
188	Lavyrano R. Reyes	14838	Additional interest on pension bonus (2005-2011)	542.47	542.47	
189	Emerita C. Hernandez	14911	Additional interest on pension bonus (2005-2011)	906.64	906.64	
190	Maria Eloisa C. Gelomio	14988	Additional interest on pension bonus (2005-2011)	38.57	38.57	
191	Filomena S. San Juan	15558	Additional interest on pension bonus (2005-2011)	867.24	867.24	
192	Juan A. Veruasa Jr.	15566	Additional interest on pension bonus (2005-2011)	179.97	179.97	
193	Melinda Y. De Guzman	15663	Additional interest on pension bonus (2005-2011)	208.93	208.93	
194	Henry Villanueva	15664	Additional interest on pension bonus (2005-2011)	204.17	204.17	
195	Lailani Q. Whittle	15703	Additional interest on pension bonus (2005-2011)	103.90	103.90	
196	Lourdes M. Cosare	15997	Additional interest on pension bonus (2005-2011)	136.62	136.62	
197	Nenita T. Villante	16019	Additional interest on pension bonus (2005-2011)	123.37	123.37	
198	Nenita T. Villante	16030	Additional interest on pension bonus (2005-2011)	123.37	123.37	
199	Jun L. Clarito	16226	Additional interest on pension bonus (2005-2011)	255.55	255.55	
200	Wilbert L. Clarito	16300	Additional interest on pension bonus (2005-2011)	374.06	374.06	
201	Eddrodrin E. Leynes	16324	Additional interest on pension bonus (2005-2011)	180.79	180.79	
202	Lailani Q. Whittle	16594	Additional interest on pension bonus (2005-2011)	143.49	143.49	
203	Estelita H. Menes	16732	Additional interest on pension bonus (2005-2011)	301.30	301.30	
204	Reynaldo M. Lisbo	16733	Additional interest on pension bonus (2005-2011)	155.61	155.61	
205	Reynaldo M. Lisbo	16734	Additional interest on pension bonus (2005-2011)	155.61	155.61	
206	Arturo M. Llamas Jr.	17178	Additional interest on pension bonus (2005-2011)	606.33	606.33	
207	Charlie Gaw	17267	Additional interest on pension bonus (2005-2011)	232.61	232.61	
208	Apollo T. Lucido	17334	Additional interest on pension bonus (2005-2011)	30.26	30.26	
209	Apollo T. Lucido	17335	Additional interest on pension bonus (2005-2011)	30.26	30.26	
210	Evangelina C. Avila	17391	Additional interest on pension bonus (2005-2011)	123.55	123.55	
211	Eugenia A. Bonifacio	17499	Additional interest on pension bonus (2005-2011)	117.11	117.11	
212	Rosalinda T. Delos Santos	17539	Additional interest on pension bonus (2005-2011)	201.81	201.81	
213	Angeline P. Chung	17549	Additional interest on pension bonus (2005-2011)	105.99	105.99	
214	Louie N. Poa	17750	Additional interest on pension bonus (2005-2011)	68.09	68.09	
215	Leoncio G. Valera	18132	Additional interest on pension bonus (2005-2011)	61.45	61.45	
216	Elsie C. Recasa	18174	Additional interest on pension bonus (2005-2011)	286.40	286.40	
217	Fay V. Romano	18375	Additional interest on pension bonus (2005-2011)	439.59	439.59	
218	Edwin D. Sta. Juana	18516	Additional interest on pension bonus (2005-2011)	360.13	360.13	
219	Rosario M. Orogan	18584	Additional interest on pension bonus (2005-2011)	112.41	112.41	
220	Jesus C. Mendoza	18591	Additional interest on pension bonus (2005-2011)	124.97	124.97	
221	Jannah E. Sicat	18819	Additional interest on pension bonus (2005-2011)	-	-	
222	Laura S. Ison	19000	Additional interest on pension bonus (2005-2011)	72.23	72.23	
223	Margarita B. Marcelo	19123	Additional interest on pension bonus (2005-2011)	432.17	432.17	
224	Imelda L. Sandoval	19257	Additional interest on pension bonus (2005-2011)	252.25	252.25	
225	Avis M. Navarro	19286	Additional interest on pension bonus (2005-2011)	205.07	205.07	
226	Manuel P. Mejorada II	19287	Additional interest on pension bonus (2005-2011)	425.05	425.05	
227	Wilfredo M. Manubay	19374	Additional interest on pension bonus (2005-2011)	74.44	74.44	
228	Guillermo A. Abilong	19474	Additional interest on pension bonus (2005-2011)	-	-	
229	Emiliano C. Bautista	19479	Additional interest on pension bonus (2005-2011)	129.38	129.38	
230	Rora Liza R. Bofill	19516	Additional interest on pension bonus (2005-2011)	64.96	64.96	
231	Illuminado S. Rubio	19567	Additional interest on pension bonus (2005-2011)	270.69	270.69	
232	Lornalie J. Gertos	19610	Additional interest on pension bonus (2005-2011)	68.93	68.93	
233	Jorge D. De Ramos	19652	Additional interest on pension bonus (2005-2011)	40.59	40.59	
234	Lalano D. Badoy Jr.	19710	Additional interest on pension bonus (2005-2011)	404.90	404.90	
235	Kenneth Narciso S. Go	19754	Additional interest on pension bonus (2005-2011)	108.39	108.39	
236	Rey Antonio G. Maclang	19800	Additional interest on pension bonus (2005-2011)	66.77	66.77	
237	Julie P. Benson	20266	Additional interest on pension bonus (2005-2011)	0.72	0.72	
238	Joel D. Magno	13741	Staled Check – per cv 546	-	-	
239	Michelle A. Cabusco	14423	Staled Checks & Hold Monthly Pension	103,803.77	109,803.77	
240	Rowena B. Ramos	14547	Staled Check – per cv 721	110,438.72	110,438.72	
241	Teresa Avendaño	14936	Staled Check – per cv	106,512.36	106,512.36	
242	Antonio G. Sevilla Jr.	15538	Staled Checks & Hold Monthly Pension	96,171.21	108,171.21	
243	Daniel Hipolito B. Reyes	15711	Hold Monthly Pension	96,123.56	108,123.56	
244	Gemini I. Baello	12829	Staled Check – Additional pension bonus	163.57	163.57	
245	Elvira Ikitan	15617	Staled Check – per cv 439	74,699.94	74,699.94	
246	Maria Cristina P. Deem	16447	Staled Checks & Hold Monthly Pension	93,017.87	105,017.87	
247	Marites G. Reyes	16615	Staled Checks & Hold Monthly Pension	64,156.67	73,256.67	
248	Bernardo H. Tocmo	17416	Staled Checks & Hold Monthly Pension	63,129.89	-	
249	Kizzy Ann R. Juanitez	17362	Staled Check- Unclaimed MV & Pension Bonus	104,247.14	104,247.14	
250	Lailani Incarnacion A. David	17922	Hold Monthly Pension	56,977.97	65,377.97	
251	Various Planholders		(2012 & 2013)	19,550.75	19,550.75	
252	Various Planholders		Add'l interest on pension bonus-Matured Plans (2014)	1,107.41	1,058.50	
253	Various Planholders		Year-end set up of unclaimed MV & Pension Bonus	-	-	
254	Jennifer Aileen S. Cortez	20551	Staled Check- Unclaimed MV & Pension Bonus	18,000.00	30,000.00	
255	Anselma B. Amanda	18178	Staled Checks & Hold Monthly Pension	1,000.00	1,000.00	
256	Racquel M. Manuel	18276	Staled Checks & Hold Monthly Pension	52,996.21	61,396.21	
257	Myla M. Gandia	20074	Staled Checks & Hold Monthly Pension	34,564.88	-	
258	Myla M. Gandia	20073	Staled Checks & Hold Monthly Pension	34,564.88	-	
259	Teresa P. Gaanan	18571	Staled Checks & Hold Monthly Pension	-	-	
260	Edwin C. Yee	18745	Hold Monthly Pension	146,662.84	170,662.84	

Name of Planholder	Contract Number	Nature of Account	Balance Previous Year	Balance Current Year	Remarks	
(1)	(2)	(3)	(4)	(5)	(6)	
261	Rosalie A. Taguinod	18886	Hold Monthly Pension	98,937.19	116,937.19	
262	Cecilia M. Capote	17830	Staled Checks - Remaining Termination Values	9,396.03	9,396.03	
263	Soledad F. Tugano	19891	Staled Checks - Remaining Termination Values	5,149.40	5,149.40	
264	Antonio E. De Guzman Jr.	10656	Set up of benefits payable	32,773.65	38,773.65	
265	Alzor C. Tapia	11810	Set up of benefits payable & staled check	17,000.00	29,000.00	
266	Aurea B. De Felipe	20591	Set up of benefits payable	22,083.51	27,083.55	
267	Emelina B. Santos	20399	Staled check - payment of termination values	2,051.67	2,051.67	
268	Fernando B. Villegas Jr.	10801	Staled check - MV & pension bonus	117,205.36	117,205.36	
269	Ma. Beatriz L. Cagampang	10595	Set up of benefits payable	24,000.00	30,000.00	
270	Neves C. Balbin	10347	Set up of benefits payable	53,089.22	65,089.22	
271	Joy A. Dean	10753	Set up of benefits payable	30,673.54	37,873.54	
272	Elsa B. Escoto	12929	Set up of benefits payable	-	-	
273	Anabelle B. Cerillo	13724	Set up of benefits payable	-	-	
274	Dominador R. Sanchez	14341	Set up of benefits payable	44,311.85	57,511.85	
275	Rex David Dereco	10767	Set up of benefits payable	22,950.37	30,150.37	
276	Jerome S. David	20592	Set up of benefits payable	24,166.57	34,166.53	
277	Jaime M. Bantilo	17395	Staled check - MV & pension bonus	113,015.66	113,015.66	
278	Marilou S. Perez	17698	Set up of benefits payable & staled check	-	-	
279	Norbita M. Biag	10763	Staled check - 1st monthly pension & pension bonus	22,929.10	33,729.10	
280	Manuel L. Gonzales	10661	Set up of benefits payable & staled check	9,766.32	14,566.32	
281	Marie Kimberly S. Perez	17827	Set up of benefits payable & staled check	67,739.10	74,339.10	
282	Maria Crizelda S. Lukban	14566	Set up of benefits payable & staled check	21,292.60	33,292.60	
283	Evelyn T. Bagay	17931	Set up of benefits payable & staled check	29,537.30	47,537.30	
284	Elvira B. Vitug	17930	Set up of benefits payable & staled check	4,037.30	154,037.30	
285	Purita M. Arceo	20003	Set up of benefits payable & staled check	7,627.27	1,000.00	
286	Jeoffrey A. Lo	20505	Staled Check- Maturity Value	50,000.00	50,000.00	
287	Carmelita U. Gesmundo	18292	Set up of benefits payable & staled check	35,300.74	65,300.74	
288	Carmelita U. Gesmundo	18293	Set up of benefits payable & staled check	35,300.74	65,300.74	
289	Alfred Bryan S. Vicencio	20550	Set up of benefits payable & staled check	6,000.00	12,000.00	
290	Danao B. Afuang	10746	Staled Check- Termination Value	24,185.83	24,185.83	
291	Cheryl M. Zamora	10769	Set up of benefits payable & staled check	9,703.87	22,303.87	
292	Rosalie A. Taguinod	16665	Set up of benefits payable	5,000.00	-	
293	Cheryl M. Zamora	10769	Set up of benefits payable	1,800.00	-	
294	Rosalie A. Taguinod	18885	Set up of benefits payable	23,053.22	88,053.22	
295	Noel V. Pondevida	18875	Set up of benefits payable	111,713.18	111,713.18	
296	Merly H. Ballaran	10148	Set up of benefits payable	208,655.35	208,655.35	
297	Agnes C. Llamas	10176	Set up of benefits payable	208,855.89	208,855.89	
298	Mark Andrew V. Tingin	12167	Set up of benefits payable	10,575.17	10,575.17	
299	Sonia T. Lo	20506	Set up of benefits payable	50,000.00	-	
300	Aaron D. Pojol	20190	Staled check-Full MV and PB	-	100,021.38	
301	Jeannet P. Ong	10600	Set up enefits payable- mo. Pension & pension bonus	-	143,672.91	
302	Celia U. Samson	10761	Unclaimed check - JV#212120027	1,000.00	500.00	
303	Celia U. Samson	10768	Unclaimed check - JV#212120027	1,000.00	500.00	
304	Gemini I. Baello	20526	Unclaimed check - JV#212120027	1,000.00	1,000.00	
305	Ruby Mae Donesa	11878	Unclaimed check - JV#212120027	-	80,525.93	
306	Bienvenido Y. Agustin Jr	11841	Unclaimed check - JV#212120027	-	82,587.95	
307	Orlando Sales	20615	Unclaimed check - JV#212120027	-	1,666.67	
308	Rosalie Torres	10163	Unclaimed check - JV#212120027	-	218,325.46	
309	Rodolfo Cordova	11621	Unclaimed check - JV#212120027	-	217,578.19	
310	Norman V. Alfonso	11258	Unclaimed check - JV#212120027	-	126,029.89	
311	Noriel M. Baldoz	11522	Unclaimed check - JV#212120027	-	103,517.71	
312	Purita M. Arceo	20003	Unclaimed check - JV#212120027	-	2,000.00	
313	Jeannet P. Ong	10600	Unclaimed check - JV#212120027	-	1,250.00	
	Sub-total			4,248,148.43	5,794,888.69	
B. New Basket (IC)						
1						
2						
3						
4						
5						
	Sub-total			-	-	
	Total			4,248,148.43	5,794,888.69	
EDUCATION PLAN:						
A. Old Basket (SEC)						
1						
2						
3						
4						
5						
	Sub-total			-	-	
B. New Basket (IC)						
1						
2						
3						
4						
5						
	Sub-total			-	-	
	Total			-	-	
	Grand Total			4,248,148.43	5,794,888.69	

ANNUAL STATEMENT for the Year Ended December 31, 2021 of CITYPLANS, INCORPORATED

SCHEDULE 7 - PLANHOLDERS' DEPOSITS

Name of Planholder (1)	Contract Number (2)	Balance of	Received	Refunded	Balance
		Previous Year (3)	During the Year (4)	During the Year (5)	Current Year 3+4-5 (6)
Planholders' Deposit - (220-000)					
1 Rogelio T. Gabriel		285.00	-	-	285.00
2 Eddison Marrigue		105.00	-	-	105.00
3 Leonor Gile		285.00	-	-	285.00
4 Bryan Tan		285.00	-	-	285.00
5 Maricel Gonzales		199.00	-	-	199.00
6 Roda Lorenzo		105.00	-	-	105.00
7 Ashiv Taneo		105.00	-	-	105.00
8 M. Najera		209.00	-	-	209.00
9 Arnel Manuel		105.00	-	-	105.00
10 Herminia C. Castro		235.00	-	-	235.00
Sub-total		1,918.00	-	-	1,918.00
Planholders' Deposit - Other - (220-101)					
1 ARACELI A. BARTOLOME	17869	995.00	-	995.00	-
5 CORAZON M. CABUG	18775	225.25	-	-	225.25
12 JAIME M. BANTILO	17395	205.00	-	205.00	-
14 JOCELYN G. FALCULAN	20572	13.80	-	13.80	-
16 MA. BEATRIZ L. CAGAMPANG	20624	72.35	-	-	72.35
19 MICHELLE A. CABUSO	14423	8.30	-	8.30	-
20 OFELIA O. WANIWAN	20245	312.59	-	312.59	-
21 ORLANDO M. SALES	20615	562.20	-	-	562.20
26 THOMAS WAYNE L. DAVIS	20335	424.00	-	-	424.00
29 YOLANDA S. CRUZ	20565 / 20541	305.20	-	305.20	-
Sub-total		3,123.69	-	1,839.89	1,283.80
Planholders' Deposit - Insurance Premium - (220-102)					
1 Reynaldo Castillo	10953	35.42	-	35.42	-
2 Orlando Sales	20615	513.81	-	513.81	-
Sub-total		549.23	-	549.23	-
GRAND TOTAL		5,590.92	-	2,389.12	3,201.80

ANNUAL STATEMENT for the Year Ended December 31, 2021 of CITYPLANS, INCORPORATED

SCHEDULE 8 - COUNSELORS' BOND RESERVE

Name of Sales Counselor	Balance of	Received	Refunded	Balance
	Previous Year	During the Year	During the Year	Current Year
(1)	(2)	(3)	(4)	(5)
				2+3-4
1 Jeannet P. Ong	822.30	-	-	822.30
2 Vicente Acebedo	1,253.00	-	-	1,253.00
3 Wilfredo L. Mamerga	658.00	-	-	658.00
GRAND TOTAL	2,733.30	-	-	2,733.30

ANNUAL STATEMENT for the Year Ended December 31, 2021 of CITYPLANS, INCORPORATED

SCHEDULE 9 - ACCOUNTS/NOTES PAYABLE

Name of Creditor*		Nature of Account	Balance	Balance of	Remarks
			Previous Year	Current Year	
(1)	(2)	(3)	(4)	(5)	
Notes Payable					
1					
2					
3					
4					
5					
6					
7					
8					
9					
10					
Sub-total			-	-	
Accounts Payable					
1	Cityland Development Corp.	Sharing of expenses	-	106,281.94	
2	Cityland Incorporated	Sharing of expenses	88,325.11	82,091.82	
3	City & Land Developers, Inc.	Retention for units purchased	150,000.00	150,000.00	
4	N/A	Input tax adjustment should be cancelled-adjusted Jan 2019	-		
5	SSS	SSS loan	1,476.64	-	
6	Various	Others	208,551.03	180,292.77	
7	Various	Staled Checks	351,731.42	411,736.66	
8	Various RE Clients	Registration Expenses	348,832.39	297,959.28	
9	Various RE Clients	Meter Deposit Refund	340,108.76	338,978.64	
10	Various RE Clients	Advance RET Payments	1,421.09	13,959.26	
11	Various RE Clients	RE Refund	209,600.32	153,048.63	
12	Various RE Clients	Tax Declaration	2,850.00	2,850.00	
13	Various RE Clients	Advance RET Refund	-	-	
14	Medicare	Balance Payable	1,179.07	1,165.20	
15	SSS	Balance Payable	1,540.00	1,912.50	
16	Pag-ibig Fund	Balance Payable	200.00	200.00	
17	Various RE Clients	Meter Deposit	83,894.60	89,257.63	
18	Various RE Clients	Rental Deposit	622,212.67	497,152.67	
19	Various RE Clients	Reservation Fee	24,830.36	-	
20	Various RE Clients	Security Deposit	2,038,115.00	837,795.00	
Sub-total			4,474,868.46	3,164,682.00	
GRAND TOTAL			4,474,868.46	3,164,682.00	
<i>*To be Itemized in detail.</i>					

ANNUAL STATEMENT for the Year Ended December 31, 2021 of CITYPLANS, INCORPORATED

SCHEDULE 10 - TAXES PAYABLE

	Particulars (1)	Nature of Account (2)	Balance	Balance of	Remarks (5)
			Previous Year (3)	Current Year (4)	
1	Value-Added Taxes		67,321.03	63,183.59	
2	Withholding Taxes	Compensation & Benefits	50,965.20	68,996.06	
3	Withholding Taxes	Expanded Taxes	25,810.20	5,031.00	
	TOTAL		144,096.43	137,210.65	
<i>*To be Itemized in detail.</i>					

ANNUAL STATEMENT for the Year Ended December 31, 2021 of CITYPLANS, INCORPORATED

SCHEDULE 11- ACCRUED EXPENSES

	Name of Creditor *	Nature / Description of Account	Balance	Balance of	Remarks
			Previous Year	Current Year	
	(1)	(2)	(3)	(4)	(5)
1	Accrued Insurance	Insurance Premium	1,277.37	982.45	
2	SGV & Company	Audit Fee	110,000.00	215,000.00	
3	SSS, Medicare, Pag-ibig	Contribution	4,519.08	5,037.70	
4	Employees	Unused Leave	1,001,438.00	944,698.00	
	TOTAL		1,117,234.45	1,165,718.15	
<i>*To be Itemized in detail.</i>					

ANNUAL STATEMENT for the Year Ended December 31, 2021 of CITYPLANS, INCORPORATED

SCHEDULE 12 - OTHER LIABILITIES

	Name of Creditor*	Nature / Description of Account	Balance		Remarks
			Previous Year	Current Year	
	(1)	(2)	(3)	(4)	(5)
1	C. Nicolas	HDC PRM - Unit 0448	7,700.00	7,700.00	
2	Various Clients	HDC	27,800.00	27,800.00	
3	Various Clients	Deferred Credit RET	16,259.30	19,958.19	
4	BIR	Deferred Tax Liabilities	3,369,198.13	1,764,681.66	
	TOTAL		3,420,957.43	1,820,139.85	
<i>*To be Itemized in detail.</i>					

ANNUAL STATEMENT for the Year Ended December 31, 2021 of CITYPLANS, INCORPORATED

SCHEDULE 13 - STOCKHOLDERS' EQUITY

Authorized Capital Stock: Number of Shares - 200,000,000; Amount - P 200,000,000.00

Name of Stockholder (1)	Citizenship (2)	Number of Shares (3)	Par Value per Share (4)	Subscribed Capital (5)	Percentage of Ownership (6)	Subscription Receivable (7)	Paid-up Capital Stock		Additional Paid-in Capital (10)	Deposit for Future Subscription (11)	Dividends Paid During the Year (12)	Dividends Payable Current Year (13)
							Common (8)	Preferred (9)				
1 Cityland Development Corporation	Filipino	143,589,052	1.00	143,589,052.00	90.8073%	-	143,589,052.00	-	-	-	-	-
2 Cityland, Inc.	Filipino	14,512,712	1.00	14,512,712.00	9.1780%	-	14,512,712.00	-	-	-	-	-
3 Peter S. Dee	Filipino	5,805	1.00	5,805.00	0.0037%	-	5,805.00	-	-	-	-	-
4 Mabini L. Juan	Filipino	5,805	1.00	5,805.00	0.0037%	-	5,805.00	-	-	-	-	-
5 Vicente T. Paterno	Filipino	5,805	1.00	5,805.00	0.0037%	-	5,805.00	-	-	-	-	-
6 Andrew I. Liuson	Filipino	1,455	1.00	1,455.00	0.0009%	-	1,455.00	-	-	-	-	-
7 Grace C. Liuson	Filipino	1,455	1.00	1,455.00	0.0009%	-	1,455.00	-	-	-	-	-
8 Helen C. Roxas	Filipino	1,455	1.00	1,455.00	0.0009%	-	1,455.00	-	-	-	-	-
9 Stephen C. Roxas	Filipino	1,455	1.00	1,455.00	0.0009%	-	1,455.00	-	-	-	-	-
10 Wilfred S. Tiu	Filipino	1	1.00	1.00	0.0000%	-	1.00	-	-	-	-	-
Total		158,125,000		158,125,000.00	100.00%	-	158,125,000.00	-	-	-	-	-

ANNUAL STATEMENT for the Year Ended December 31, 2021 of CITYPLANS, INCORPORATED

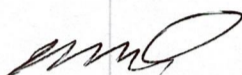
SUMMARY OF INVESTED ASSETS

	PENSION	LIFE/MEMORIAL	EDUCATIONAL	TOTAL TRUST FUND	INSURANCE PREMIUM FUND	CORPORATE ASSETS	GRAND TOTAL
1. BONDS							
A. GOVERNMENT							
A.1 FX Rate T-Notes							
A.2 Floating Rate T-Notes							
A.3 Retail T-Bonds	21,792,643.80			21,792,643.80			21,792,643.80
A.4 1T Denom Bonds (ERAP)							
A.5 Agrarian Reform Bonds/Landbank							
A.6 Philippine Issued Eurobonds (P. \$)							
B. PRIVATE BONDS							
C. FOREIGN BONDS							
2. STOCKS	488,067.93			488,067.93		4,208,705.43	4,694,773.36
3. REAL ESTATE	2,614,707.95			2,614,707.95		131,334,019.21	133,948,727.16
4. PURCHASE MONEY MORTGAGES							
5. MORTGAGE LOANS ON REAL ESTATE							
6. COLLATERAL LOANS							
7. GUARANTEED LOANS							
8. OTHER LOANS							
8.1 Car Loans							
8.2 Chattel							
8.3 Other Loans							
9. SHORT-TERM INVESTMENTS							
9.1 Short-Term Government Bonds							
9.1.1 Treasury Bills							
9.2 Commercial Papers							
9.3 Promissory Note							
9.4 Fixed Income							
9.5 Repurchase Agreement							
10. OTHER INVESTMENTS							
10.1 Contract Receivables							
10.2 Proprietary Shares							
10.3 Preferred Shares							
10.4 Long-Term Commercial Papers							
10.5 Real Estate Investment Trust (REIT)							
10.6 Tier 2 Notes							
10.7 Service Assets							
11. FIXED DEPOSITS							
11.1 Super/Special Savings							
11.2 Time Deposits	8,885,778.86			8,885,778.86	100,000.00	45,505,733.33	54,491,512.19
12. INVESTMENT IN TRUST FUND						40,433,100.06	40,433,100.06
TOTAL INVESTMENTS	33,781,198.54	-	-	33,781,198.54	100,000.00	221,479,556.03	255,360,756.57


**ANNUAL STATEMENT for the Year Ended December 31, 2021 of
CITYPLANS, INCORPORATED**

REPUBLIC OF THE PHILIPPINES }
MANILA } S.S.

MR. JEFFERSON C. ROXAS, President; MR. JOEL C. GOHOC, Executive Vice President and Treasurer; and MR. RUDY GO, Chief Accountant of the Company, being duly sworn, each for himself deposes and says, that they are the herein described officers of the said Company, and that as of the 31st day of December 2021, all the herein described assets were the absolute properties of the said Company, free and clear from any liens or claims thereon, except as therein stated, and that the foregoing statement, with the schedules and explanations therein contained, annexed or referred to are a full and correct statement of all the Assets, Liabilities, Income and Expenses and of the condition and affairs of the said Company as of the 31st day of December 2021 and for the year ended on that date, according to the best of their information, knowledge and belief, respectively.



JEFFERSON C. ROXAS, President



JOEL C. GOHOC, Executive Vice President & Treasurer




RUDY GO, Chief Accountant

Corporate Residence Certificate No. 00123682
 Issued at Makati City
 on January 15, 2022



Subscribed and sworn to before me in MANILA on MAY 26 2022 affiants exhibiting to me their Social Security System Identification Numbers, as follows:

<u>Name</u>	<u>SSS Identification Number</u>
Jefferson C. Roxas	33-8555275-9 
Joel C. Gohoc	33-6904420-9
Rudy Go	03-4602228-9

Doc. No. 133 ;
 Page No. 28 ;
 Book No. VII ;
 Series of 2022.

ATTY. ALBERT ANTHONY H. OCAMPO
 NOTARY PUBLIC FOR MANILA
 UNTIL JUNE 30, 2022 (Per SC En Banc Res. dated 09/28/21)
 APPOINTMENT NO.: 2019-031
 IBP ROLL NO.: 44239
 IBP NO.: 07884/Lifetime/Laguna
 PTR No.: 0168589/01/07/2022/Manila
 581 Quintin Paredes St., Binondo, Manila